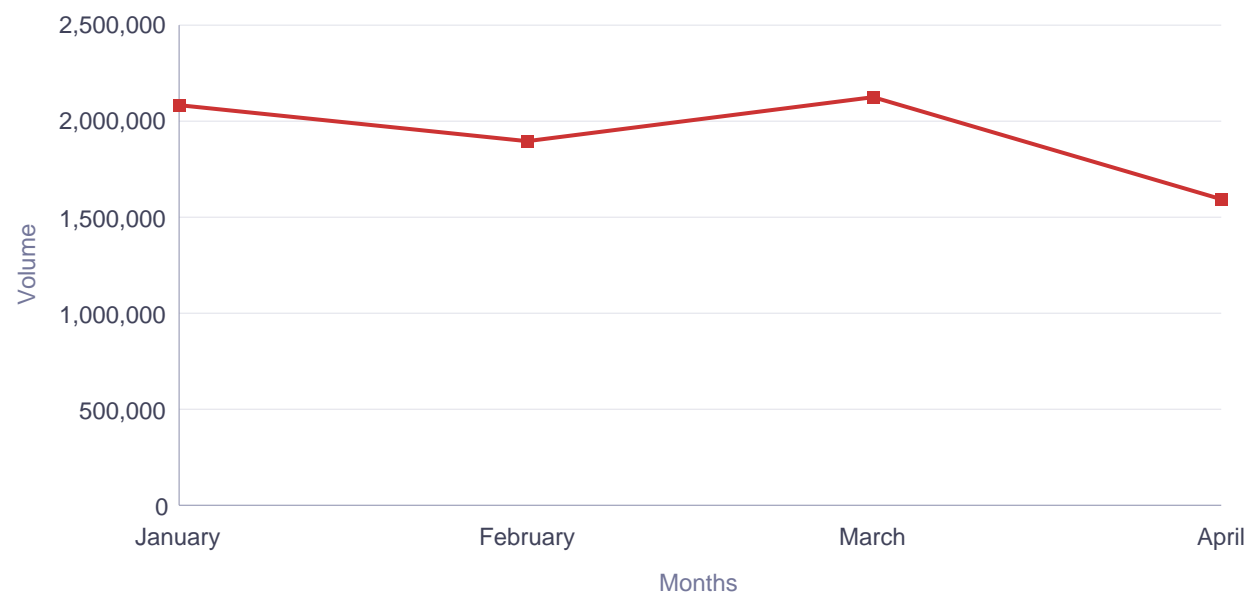


Europass website activity report 2017

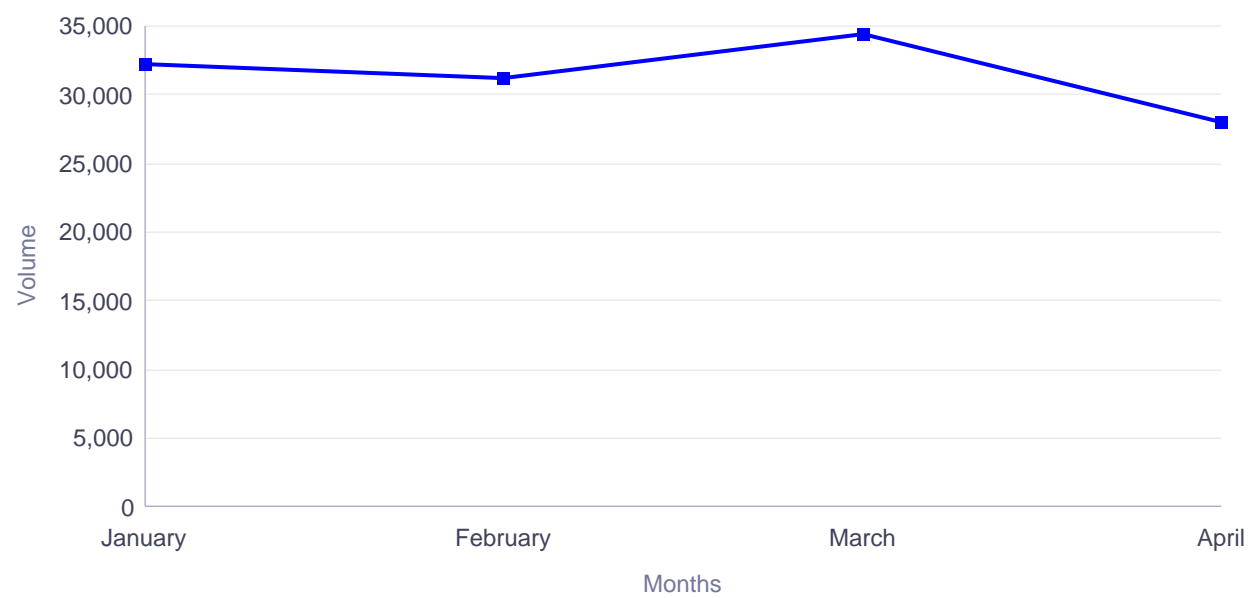
Europass CVs, Language Passports completed online during 2017

ECVs, ELPs completed online during 2017

ECVs completed online during 2017



ELPs completed online during 2017



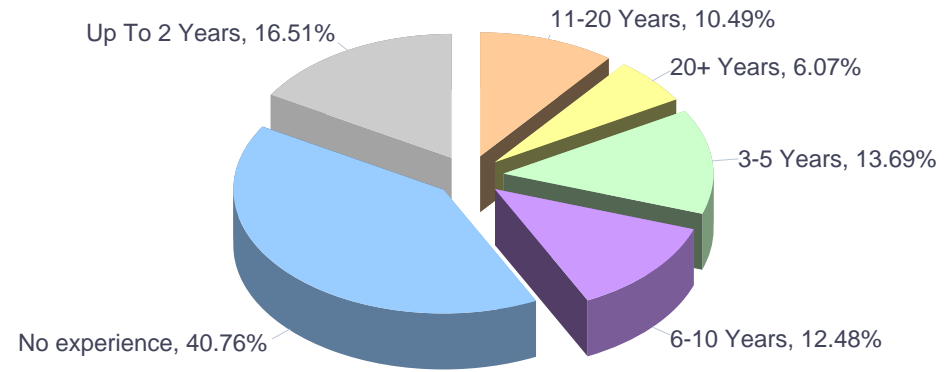
Europass CVs and Language Passports completed online (2017, by month)

Months	ECV	ELP	Total
January	2,081,823	32,179	2,114,002
February	1,897,063	31,212	1,928,275
March	2,120,736	34,340	2,155,076
April	1,597,114	27,979	1,625,093
Total	7,696,736	125,710	7,822,446

Europass CVs, Language Passports completed online during 2017

Years of work experience of Europass CV online users (2017)

Years of work experience of Europass online CV users (2017)



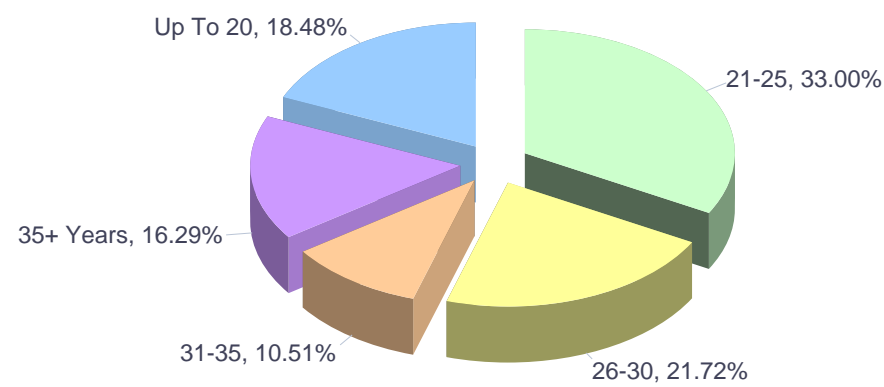
Years of work experience of Europass online CV users (2017, by month)

Months	No experience	Up To 2 Years	3-5 Years	6-10 Years	11-20 Years	20+ Years	Total
January	918,705	383,768	318,768	292,530	240,732	138,843	2,293,346
February	834,771	349,461	291,593	267,949	225,657	129,451	2,098,882
March	992,747	384,252	313,630	281,310	240,717	140,522	2,353,178
April	728,195	290,322	243,219	221,877	187,131	108,478	1,779,222
Total	3,474,418	1,407,803	1,167,210	1,063,666	894,237	517,294	8,524,628

Europass CVs, Language Passports completed online during 2017

Age of Europass CV online users (2017)

Age of Europass CV online users (2017)



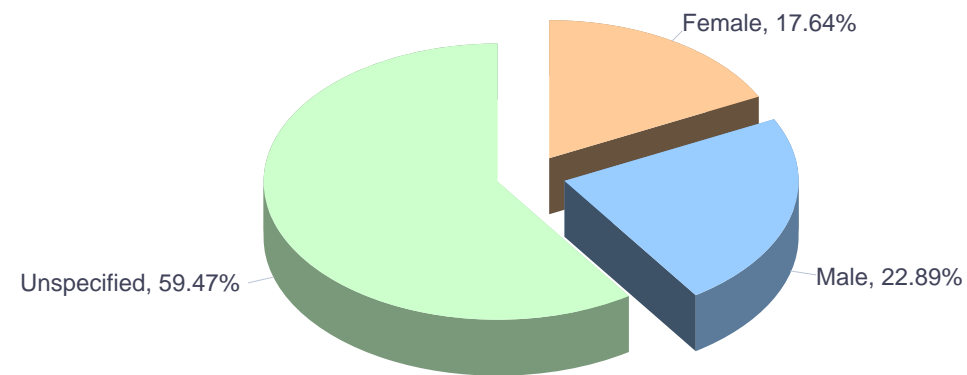
Age of Europass CV online users (2017, by month)

Months	Up To 20	21-25	26-30	31-35	35+ Years	Total
January	185,129	369,180	237,815	113,270	169,473	1,074,867
February	175,291	312,581	215,664	103,086	162,573	969,195
March	218,286	358,011	228,646	111,458	175,220	1,091,621
April	151,197	263,587	175,783	87,263	136,266	814,096
Total	729,903	1,303,359	857,908	415,077	643,532	3,949,779

Europass CVs, Language Passports completed online during 2017

Europass CV online users by gender (2017)

Europass CV online users by gender (2017)



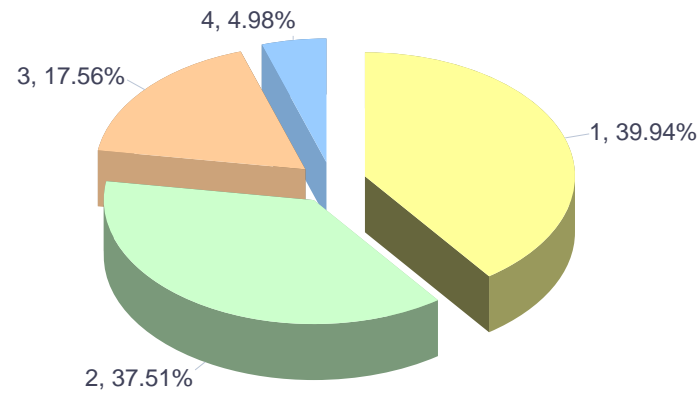
Europass CV online users by gender (2017, by month)

Months	Female	Male	Unspecified	Total
January	402,943	538,110	1,352,463	2,293,516
February	370,179	477,326	1,251,545	2,099,050
March	419,825	537,468	1,396,068	2,353,361
April	310,797	398,761	1,069,841	1,779,399
Total	1,503,744	1,951,665	5,069,917	8,525,326

Europass CVs, Language Passports completed online during 2017

Number of foreign languages spoken by users of Europass online (2017)

Number of foreign languages spoken by users of Europass online (2017)



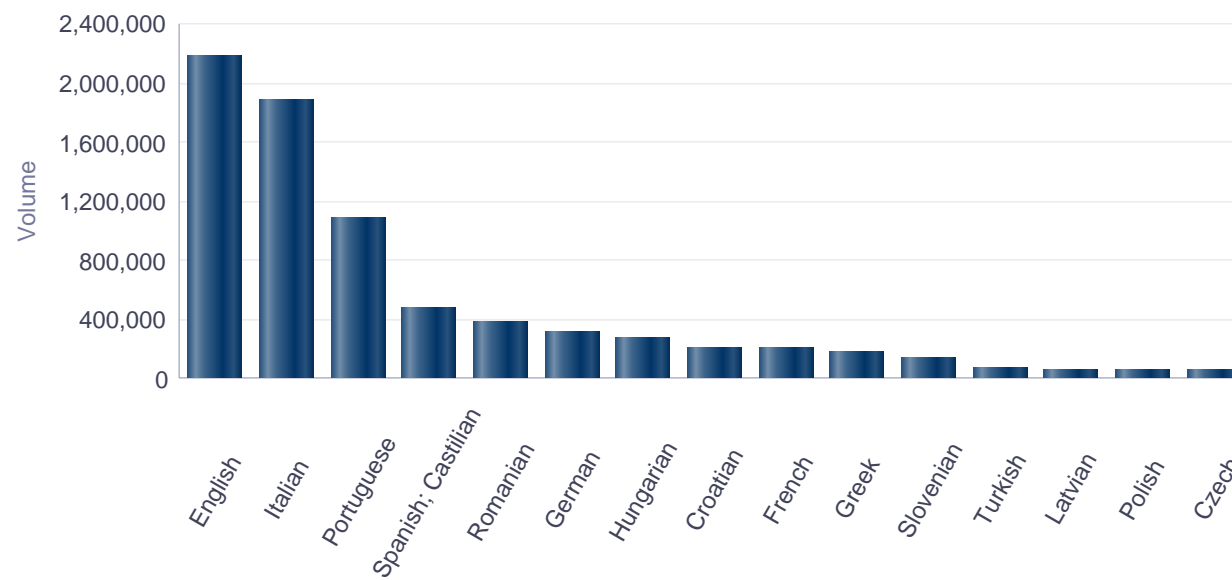
Number of foreign languages spoken by users of Europass online (2017, by month)

Months	1	2	3	4	Total
January	767,653	715,821	335,221	97,063	1,915,758
February	705,666	661,655	313,252	88,870	1,769,443
March	798,659	754,136	345,018	95,495	1,993,308
April	597,971	564,120	268,568	76,675	1,507,334
Total	2,869,949	2,695,732	1,262,059	358,103	7,185,843

Europass CVs, Language Passports completed online during 2017

Europass CVs, Language Passports completed online (2017, Top 15 languages)

ECVs, ELPs completed online (2017, Top 15 languages)



ECVs, ELPs completed online (2017, Top 15 languages)

Document Language	ECV
English	2,124,528
Italian	1,861,370
Portuguese	1,073,298
Spanish; Castilian	464,618
Romanian	384,227
German	309,537
Hungarian	267,223
Croatian	200,783
French	195,623
Greek	180,452
Slovenian	143,036
Turkish	72,015
Latvian	64,525
Polish	57,299
Czech	55,816
(Others)	236,635
Total	7,690,985

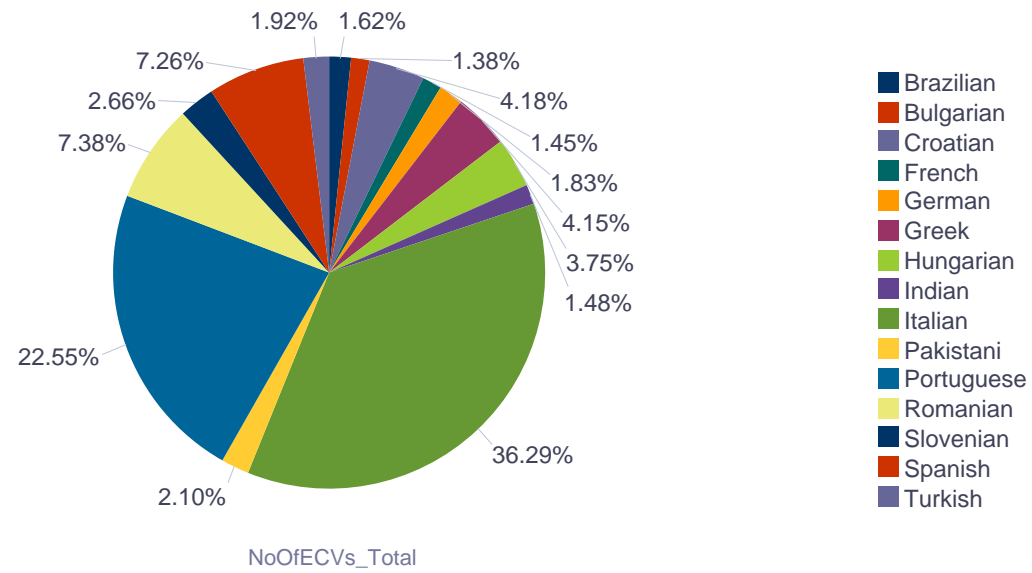
Document Language	ELP
English	55,352
Italian	21,763
German	9,364
Spanish; Castilian	8,269
Portuguese	7,752
French	5,280
Polish	2,454
Turkish	2,137
Slovenian	1,958
Romanian	1,951
Croatian	1,874
Hungarian	1,811
Greek	1,711
Bulgarian	819
Dutch	680
(Others)	2,509
Total	125,684

Document Language	TOTAL
English	2,179,880
Italian	1,883,133
Portuguese	1,081,050
Spanish; Castilian	472,887
Romanian	386,178
German	318,901
Hungarian	269,034
Croatian	202,657
French	200,903
Greek	182,163
Slovenian	144,994
Turkish	74,152
Latvian	64,868
Polish	59,753
Czech	56,339
(Others)	239,777
Total	7,816,669

Europass CVs, Language Passports completed online during 2017

Europass CVs completed online (2017, Top 15 nationalities)

ECVs completed online (2017, Top 15 nationalities)

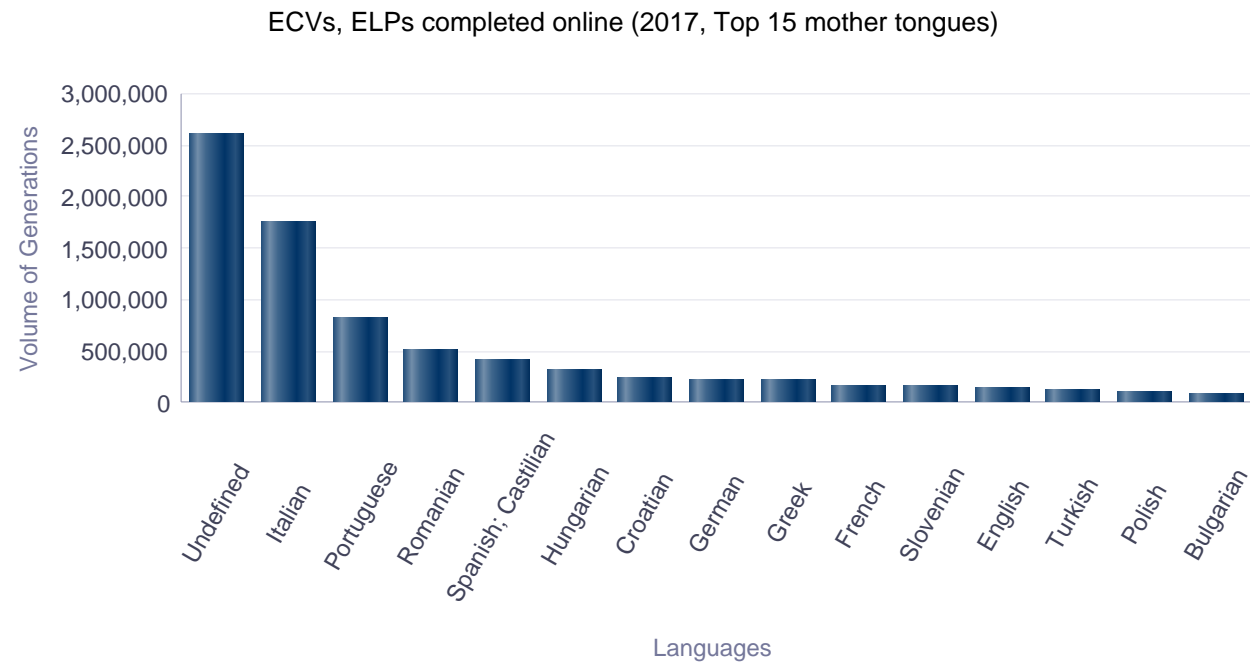


ECVs completed online (2017, Top 15 nationalities)

Nationality	ECV
Italian	880,187
Portuguese	547,016
Romanian	178,999
Spanish	176,048
Croatian	101,271
Greek	100,670
Hungarian	91,000
Slovenian	64,541
Pakistani	50,969
Turkish	46,482
German	44,468
Brazilian	39,386
Indian	35,806
French	35,047
Bulgarian	33,492
(Others)	693,234
Total	3,118,616

Europass CVs, Language Passports completed online during 2017

Europass CVs, Language Passports completed online (2017, Top 15 mother tongues)



ECVs, ELPs completed online (2017, Top 15 mother tongues)

Mother Language	ECV
Undefined	2,564,664
Italian	1,721,532
Portuguese	813,971
Romanian	514,032
Spanish; Castilian	409,034
Hungarian	315,731
Croatian	235,067
Greek	219,464
German	218,022
Slovenian	153,635
French	152,065
English	142,842
Turkish	115,367
Polish	91,537
Bulgarian	84,652
(Others)	391,365
Total	8,142,980

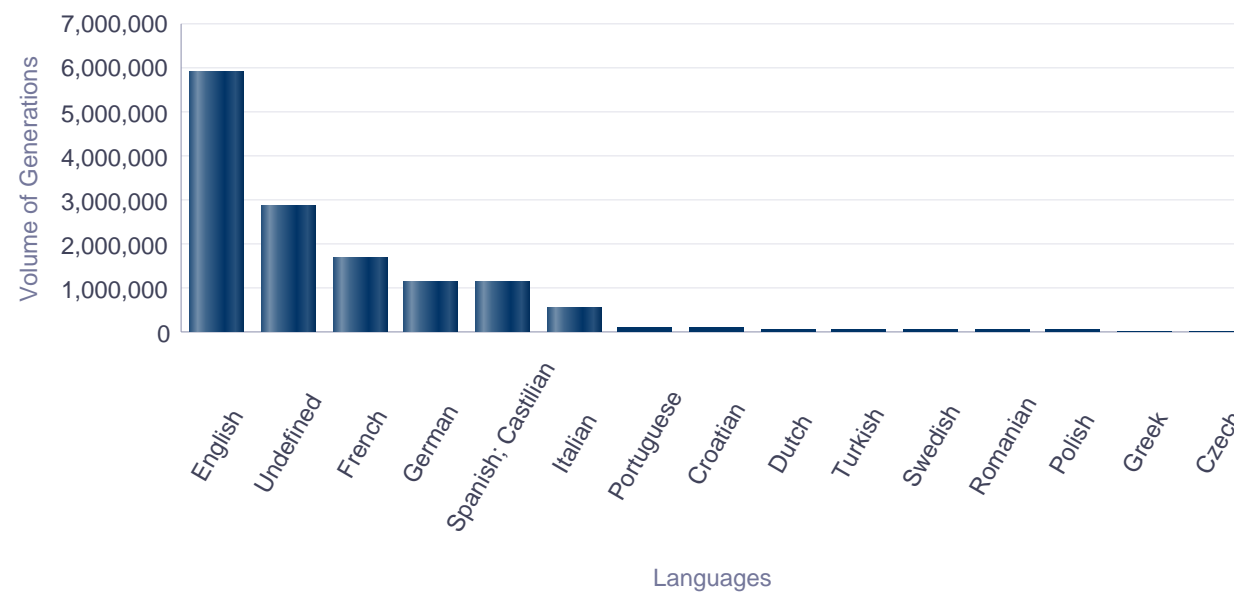
Mother Language	ELP
Undefined	33,369
Italian	28,178
Spanish; Castilian	12,424
German	10,108
Portuguese	9,078
Turkish	5,803
French	5,262
Polish	4,333
Romanian	3,902
Greek	3,886
Croatian	3,298
Hungarian	3,161
English	2,738
Slovenian	2,620
Dutch	1,771
(Others)	6,562
Total	136,493

Mother Language	TOTAL
Undefined	2,598,033
Italian	1,749,710
Portuguese	823,049
Romanian	517,934
Spanish; Castilian	421,458
Hungarian	318,892
Croatian	238,365
German	228,130
Greek	223,350
French	157,327
Slovenian	156,255
English	145,580
Turkish	121,170
Polish	95,870
Bulgarian	86,305
(Others)	398,045
Total	8,279,473

Europass CVs, Language Passports completed online during 2017

Europass CVs, Language Passports completed online (2017, Top 15 foreign languages)

ECVs, ELPs completed online (2017, Top 15 foreign languages)



ECVs, ELPs completed online (2017, Top 15 foreign languages)

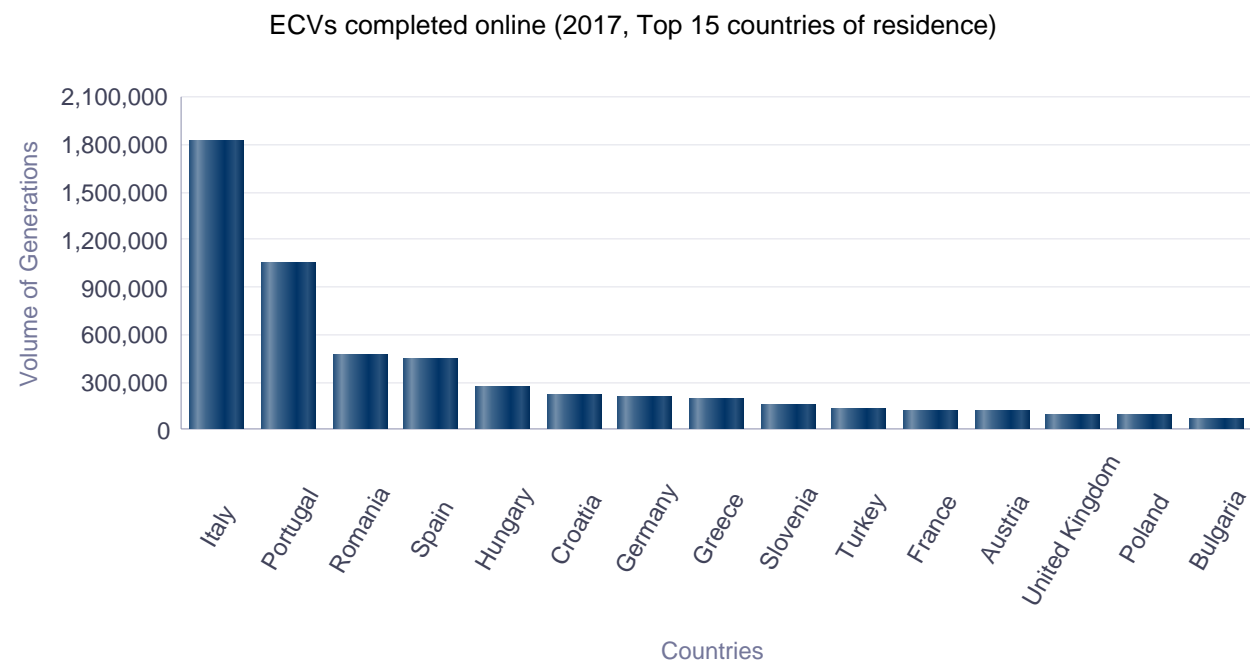
Foreign Language	ECV
English	5,776,277
Undefined	2,839,429
French	1,636,055
German	1,131,720
Spanish; Castilian	1,128,638
Italian	565,133
Portuguese	114,187
Croatian	89,807
Dutch	65,258
Turkish	60,532
Swedish	58,058
Romanian	45,444
Polish	42,225
Greek	26,348
Czech	25,935
(Others)	147,450
Total	13,752,496

Foreign Language	ELP
English	113,535
Undefined	36,741
French	36,185
German	28,194
Spanish; Castilian	27,028
Italian	11,151
Portuguese	3,494
Dutch	1,886
Swedish	1,744
Croatian	1,617
Turkish	1,577
Polish	1,121
Greek	786
Romanian	749
Czech	615
(Others)	3,580
Total	270,003

Foreign Language	TOTAL
English	5,889,812
Undefined	2,876,170
French	1,672,240
German	1,159,914
Spanish; Castilian	1,155,666
Italian	576,284
Portuguese	117,681
Croatian	91,424
Dutch	67,144
Turkish	62,109
Swedish	59,802
Romanian	46,193
Polish	43,346
Greek	27,134
Czech	26,550
(Others)	151,030
Total	14,022,499

Europass CVs, Language Passports completed online during 2017

Europass CVs completed online (2017, Top 15 countries of residence)



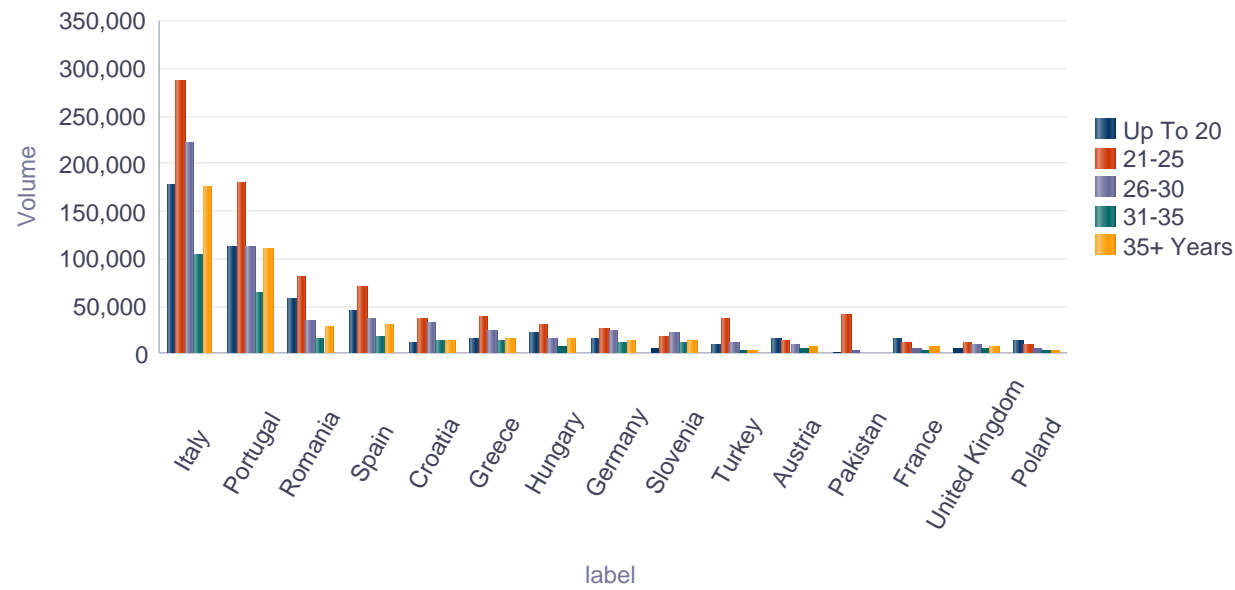
ECVs completed online (2017, Top 15 countries of residence)

Country	ECV
Italy	1,815,577
Portugal	1,044,911
Romania	472,450
Spain	447,740
Hungary	271,875
Croatia	217,066
Germany	204,803
Greece	194,336
Slovenia	158,052
Turkey	130,403
France	122,583
Austria	116,912
United Kingdom	98,403
Poland	90,154
Bulgaria	73,691
(Others)	1,337,182
Total	5,532,322

Europass CVs, Language Passports completed online during 2017

Europass CVs completed online (2017, Top 15 countries of residence, by age group)

ECVs completed online (2017, Top 15 countries of residence, by age group)



ECVs completed online (2017, Top 15 countries of residence, by age group)

Countries	Up To 20	21-25	26-30	31-35	35+ Years	Subtotal
Austria	15,664	12,606	9,269	4,671	6,521	48,731
Germany	14,801	26,713	24,063	10,507	13,505	89,589
Spain	44,364	71,060	36,392	17,251	29,570	198,637
France	14,715	11,755	5,383	3,239	6,563	41,655
United Kingdom	4,217	11,112	9,446	4,550	7,928	37,253
Greece	15,685	38,008	23,573	13,301	15,297	105,864
Croatia	12,376	35,816	32,646	13,996	14,295	109,129
Hungary	21,221	31,212	15,720	7,054	16,094	91,301
Italy	177,466	286,000	220,968	103,236	175,607	963,277
Pakistan	1,194	40,038	2,234	451	340	44,257
Poland	13,260	9,486	5,025	2,952	3,015	33,738
Portugal	112,817	179,311	111,708	63,206	108,924	575,966
Romania	57,869	79,997	34,528	14,825	28,063	215,282
Slovenia	4,992	16,744	20,838	11,465	13,435	67,474
Turkey	10,167	36,243	11,148	2,828	2,328	62,714
Subtotal	520,808	886,101	562,941	273,532	441,485	2,684,867

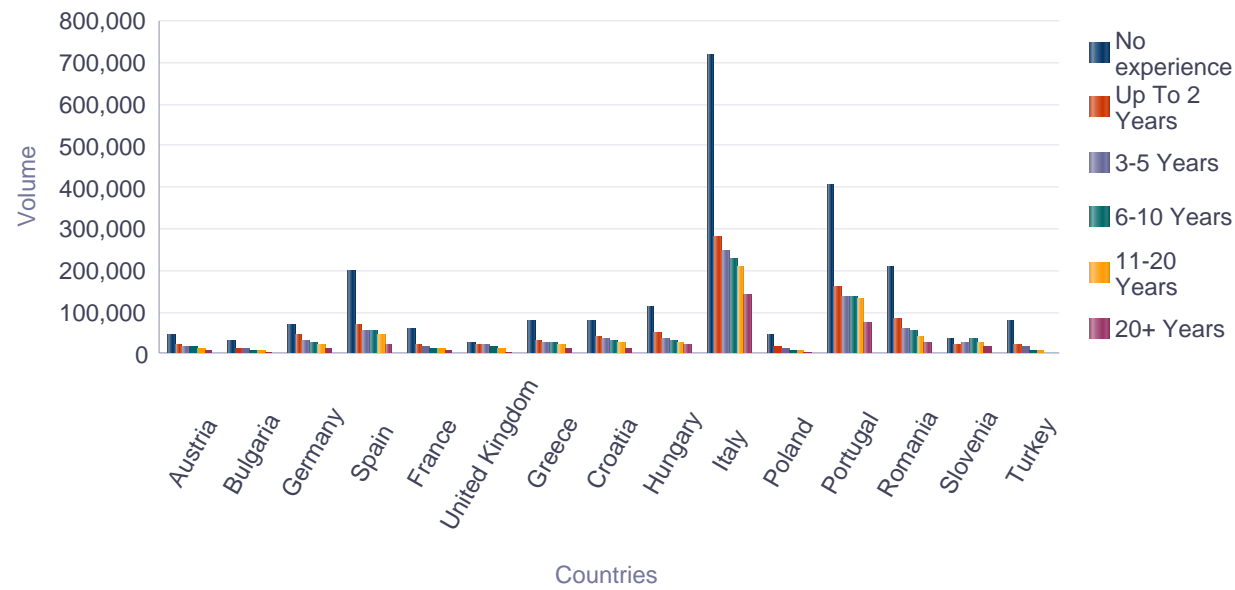
Countries	Up To 20	21-25	26-30	31-35	35+ Years	Subtotal
(Others)	112,076	228,512	143,574	59,714	73,718	617,594

Countries	Up To 20	21-25	26-30	31-35	35+ Years	Subtotal
Total	632,884	1,114,613	706,515	333,246	515,203	3,302,461

Europass CVs, Language Passports completed online during 2017

Europass CVs completed online (2017, Top 15 countries of residence, by work experience)

Europass CVs completed online (2017, Top 15 countries of residence, by work experience)



ECVs completed online (2017, Top 15 countries of residence, by work experience)

Countries	No experience	Up To 2 Years	3-5 Years	6-10 Years	11-20 Years	20+ Years	Total
Austria	47,410	18,916	17,596	14,163	11,588	7,239	116,912
Bulgaria	30,186	12,447	10,187	9,093	7,437	4,336	73,686
Germany	69,319	45,971	33,034	26,499	20,216	9,732	204,771
Spain	197,681	70,430	56,149	56,094	46,199	21,187	447,740
France	58,352	19,408	14,778	11,060	11,428	7,557	122,583
United Kingdom	26,292	22,085	19,349	15,175	11,877	3,625	98,403
Greece	80,739	30,119	26,474	26,626	21,182	9,196	194,336
Croatia	76,788	39,984	34,193	31,445	23,901	10,754	217,065
Hungary	111,848	47,645	33,648	29,449	27,670	21,615	271,875
Italy	713,732	281,201	244,627	227,844	206,817	141,254	1,815,475
Poland	47,018	16,303	9,879	8,053	5,823	3,078	90,154
Portugal	403,804	162,006	135,297	134,536	133,406	75,789	1,044,838
Romania	207,371	81,166	61,177	54,625	41,652	26,451	472,442
Slovenia	34,782	22,177	26,011	33,298	27,478	14,305	158,051
Turkey	80,060	22,122	14,118	8,241	4,656	1,206	130,403
Subtotal	2,185,382	891,980	736,517	686,201	601,330	357,324	5,458,734

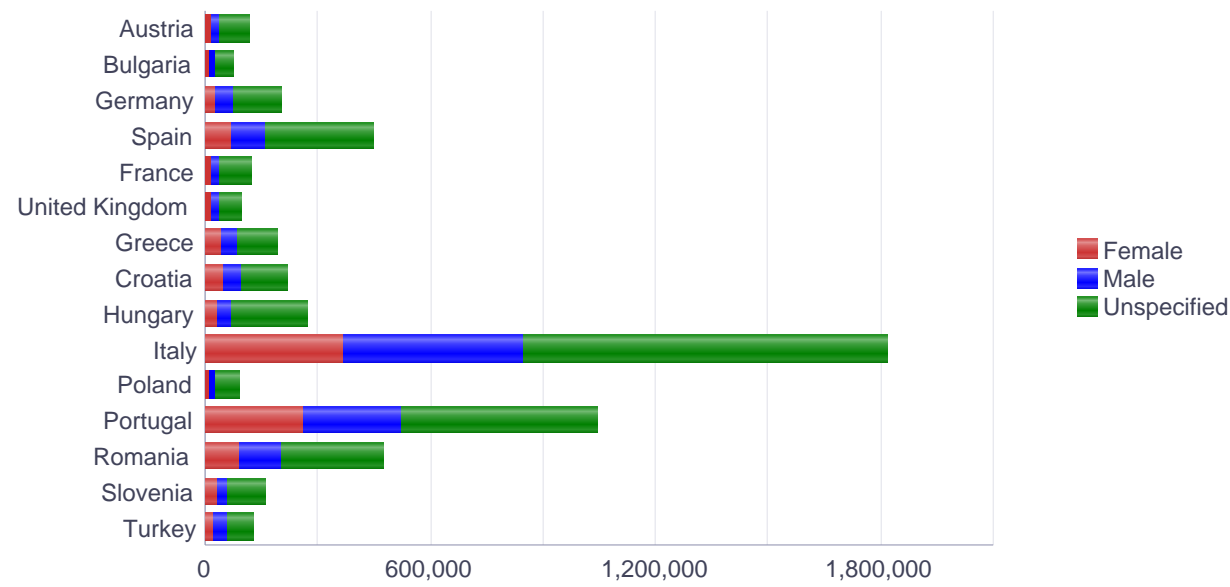
Countries	No experience	Up To 2 Years	3-5 Years	6-10 Years	11-20 Years	20+ Years	Total
(Others)	522,207	265,239	213,209	169,472	110,280	56,769	1,337,176

Countries	No experience	Up To 2 Years	3-5 Years	6-10 Years	11-20 Years	20+ Years	Total
Total	2,707,589	1,157,219	949,726	855,673	711,610	414,093	6,795,910

Europass CVs, Language Passports completed online during 2017

Europass CVs completed online (2017, Top 15 countries of residence, by gender)

ECVs completed online (2017, Top 15 countries of residence, by gender)



ECVs completed online (2017, Top 15 countries of residence, by gender)

Countries	Female	Male	Unspecified	Subtotal
Austria	17,473	20,184	79,255	116,912
Bulgaria	11,162	15,765	46,764	73,691
Germany	28,191	45,945	130,667	204,803
Spain	66,952	95,530	285,258	447,740
France	15,264	19,581	87,738	122,583
United Kingdom	15,651	19,074	63,678	98,403
Greece	40,560	46,773	107,003	194,336
Croatia	50,048	45,201	121,817	217,066
Hungary	31,203	36,887	203,785	271,875
Italy	365,945	483,284	966,348	1,815,577
Poland	11,178	17,558	61,418	90,154
Portugal	262,663	260,178	522,070	1,044,911
Romania	89,201	113,142	270,107	472,450
Slovenia	31,658	26,268	100,126	158,052
Turkey	21,139	34,932	74,332	130,403
Subtotal	1,058,288	1,280,302	3,120,366	5,458,956

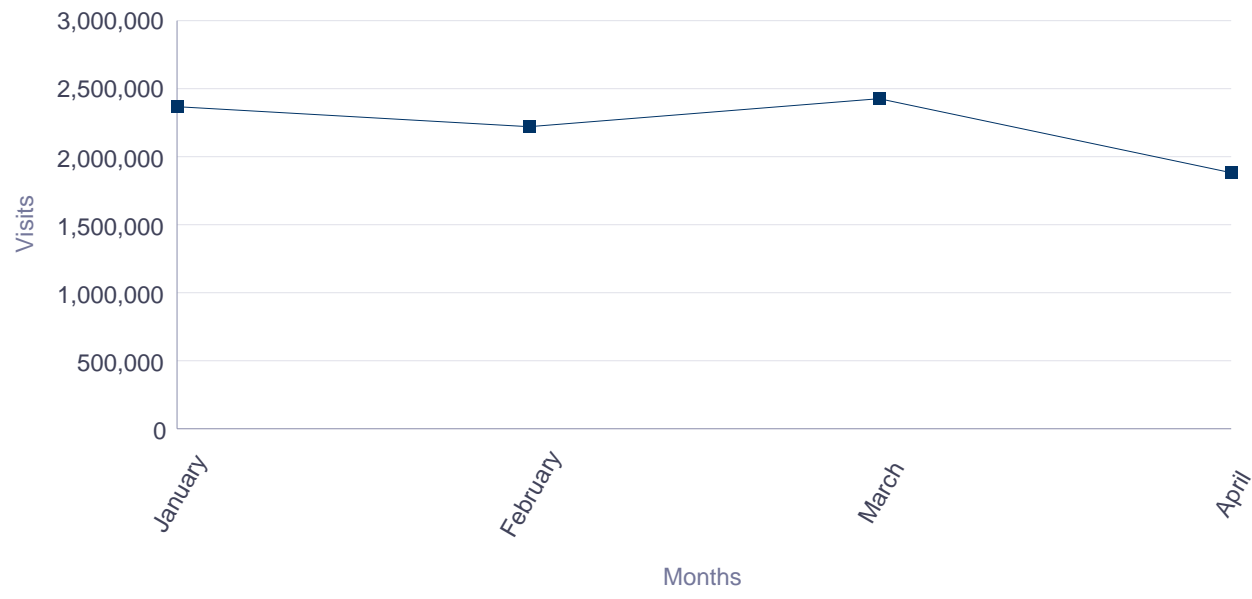
Countries	Female	Male	Unspecified	Subtotal
(Others)	213,900	361,643	761,639	1,337,182

Countries	Female	Male	Unspecified	Subtotal
Total	1,272,188	1,641,945	3,882,005	6,796,138

Visits for the Europass portal during 2017

Total visits during 2017: 8,913,466

Visits per month during 2017



Visits per month during 2017

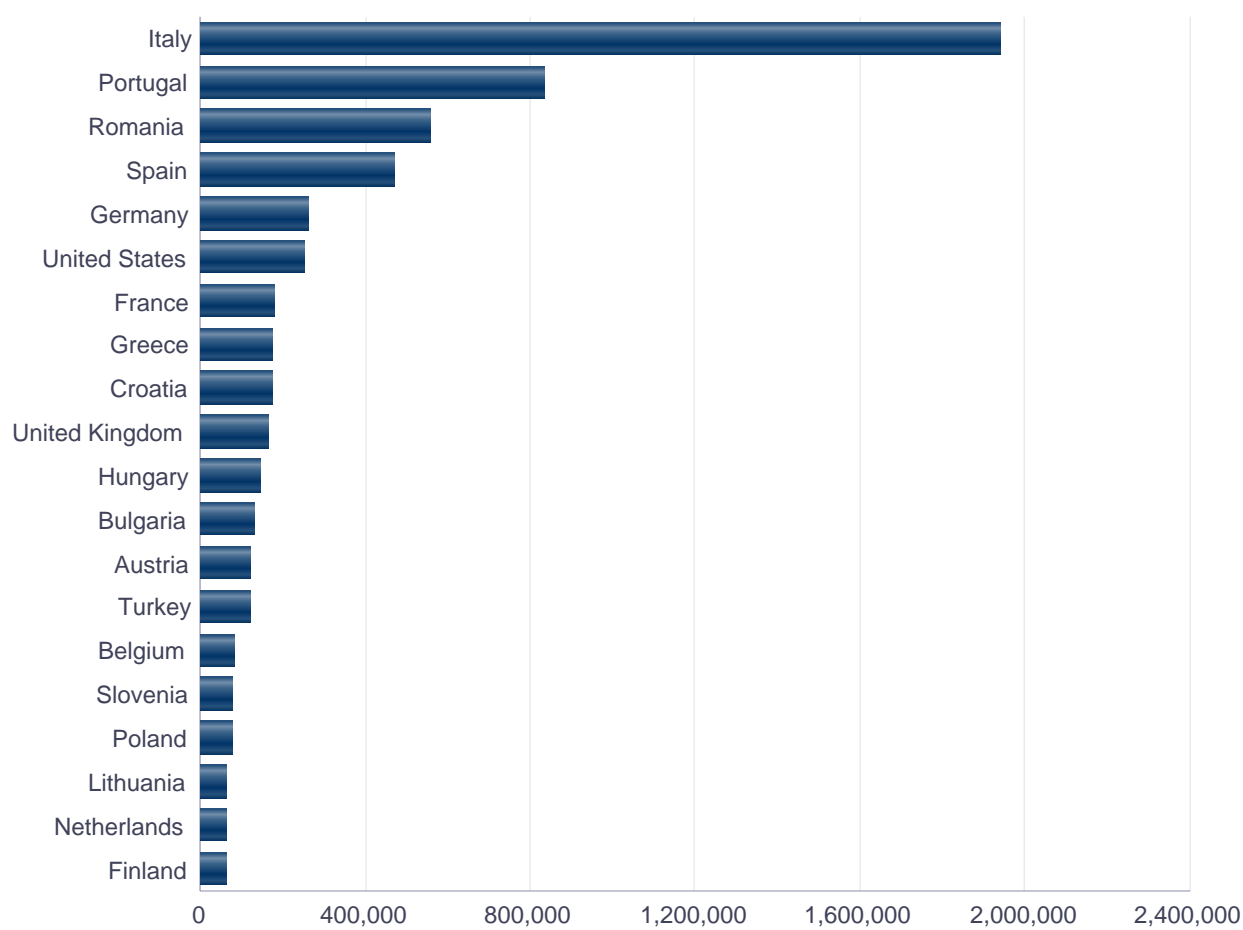
Months	Visits
January	2,373,388
February	2,222,936
March	2,427,144
April	1,889,998
Total	8,913,466

Visits for the Europass portal during 2017

Visits for 2017- Top 20 countries

Country	Visits
Italy	1,941,528
Portugal	832,274
Romania	556,825
Spain	471,312
Germany	261,412
United States	253,089
France	178,935
Greece	173,586
Croatia	172,624
United Kingdom	164,600
Hungary	143,779
Bulgaria	131,721
Austria	122,626
Turkey	120,140
Belgium	81,284
Slovenia	77,758
Poland	75,382
Lithuania	63,660
Netherlands	61,622
Finland	60,829
Total	5,944,986

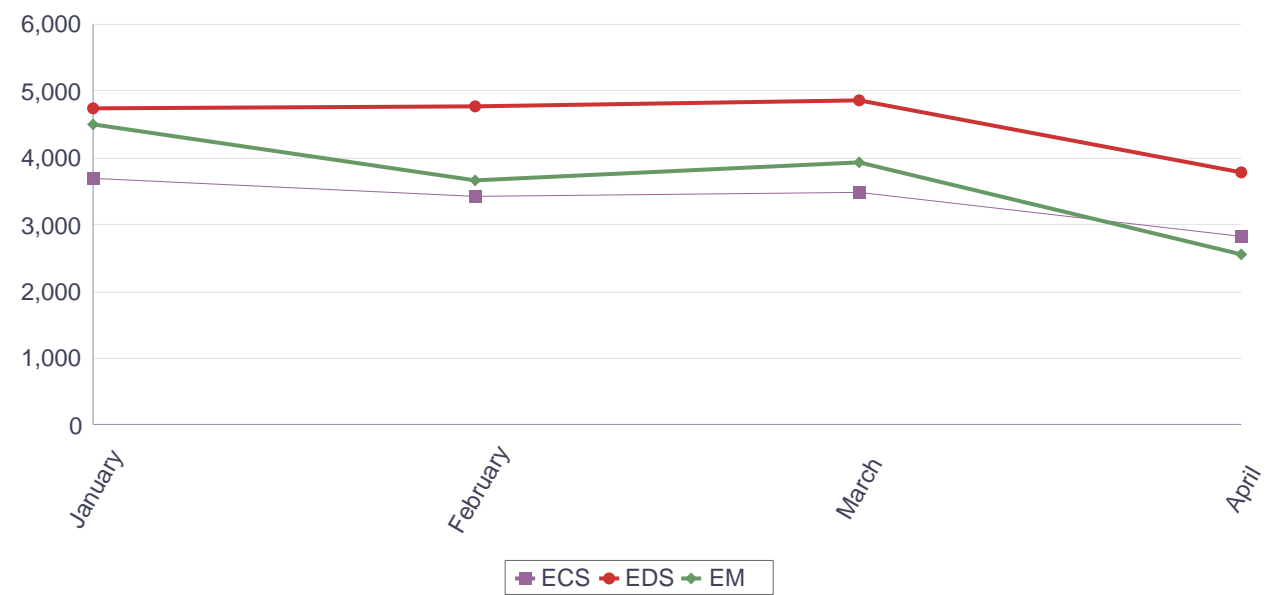
Visits for 2017- Top 20 countries



Downloads during 2017

Total downloads during 2017: 4,533,677

Downloads of examples (Europass Mobility, Certificate Supplement, Diploma Supplement) for 2017



Downloads of examples (Europass Mobility, Certificate Supplement, Diploma Supplement) for 2017

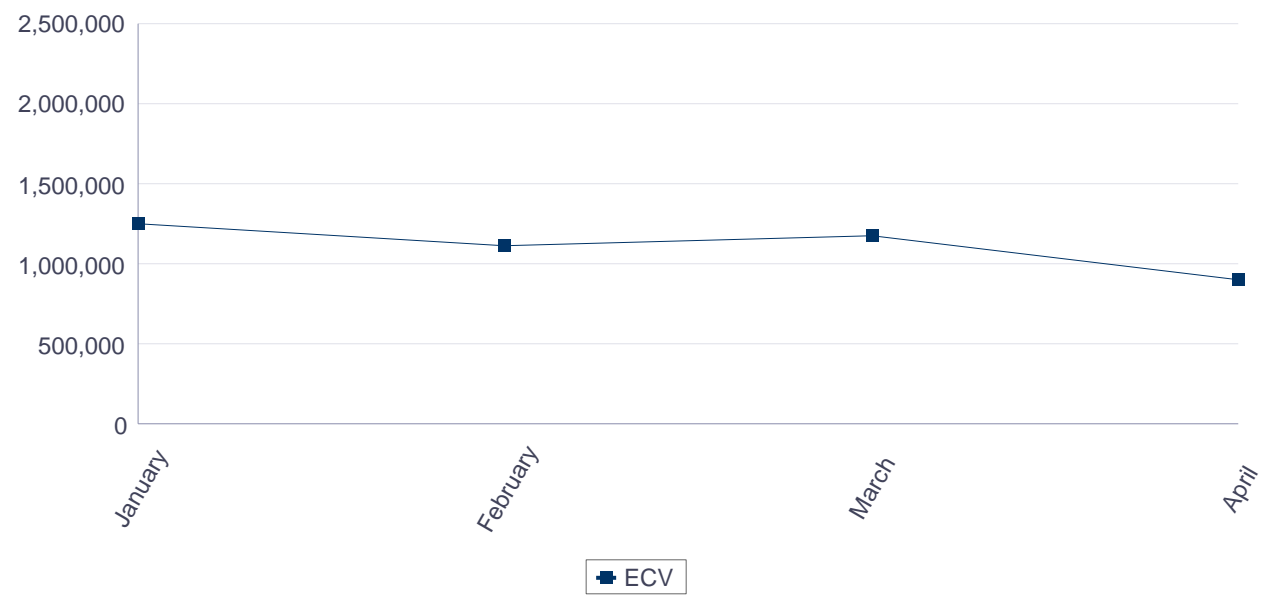
Months	ECS	EDS	EM	Total
January	3,684	4,748	4,488	12,920
February	3,428	4,782	3,666	11,876
March	3,489	4,858	3,945	12,292
April	2,821	3,781	2,565	9,167
Total	13,422	18,169	14,664	46,255

Downloads during 2017

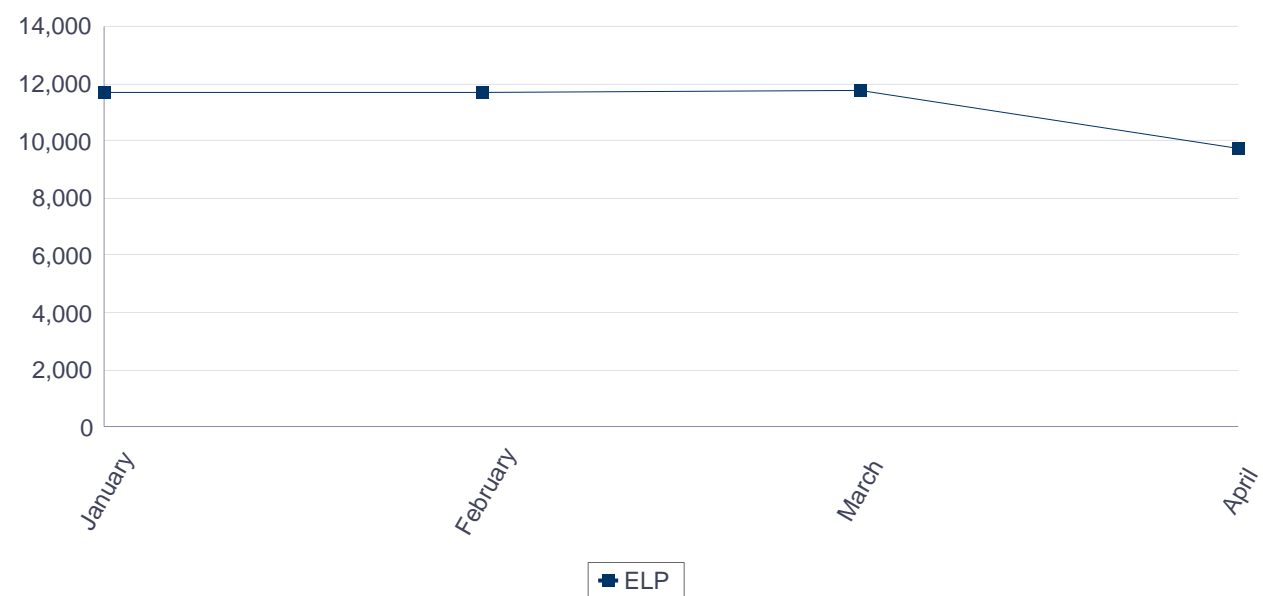
Downloads of Europass CV/ Language Passport examples, instructions and templates (2017)

Months	Total	ECV			ELP		
		Examples	Instructions	Template	Examples	Instructions	Template
January	1,258,588	258,748	200,073	788,056	3,786	3,146	4,779
February	1,128,275	233,362	186,327	696,884	3,597	3,001	5,104
March	1,192,294	250,977	194,129	735,418	3,662	3,018	5,090
April	908,265	185,219	152,399	560,925	3,342	2,329	4,051
Total		928,306	732,928	2,781,283	14,387	11,494	19,024

Downloads of Europass CV examples, instructions and templates (2017)



Downloads of Europass Language Passport examples, instructions and templates (2017)



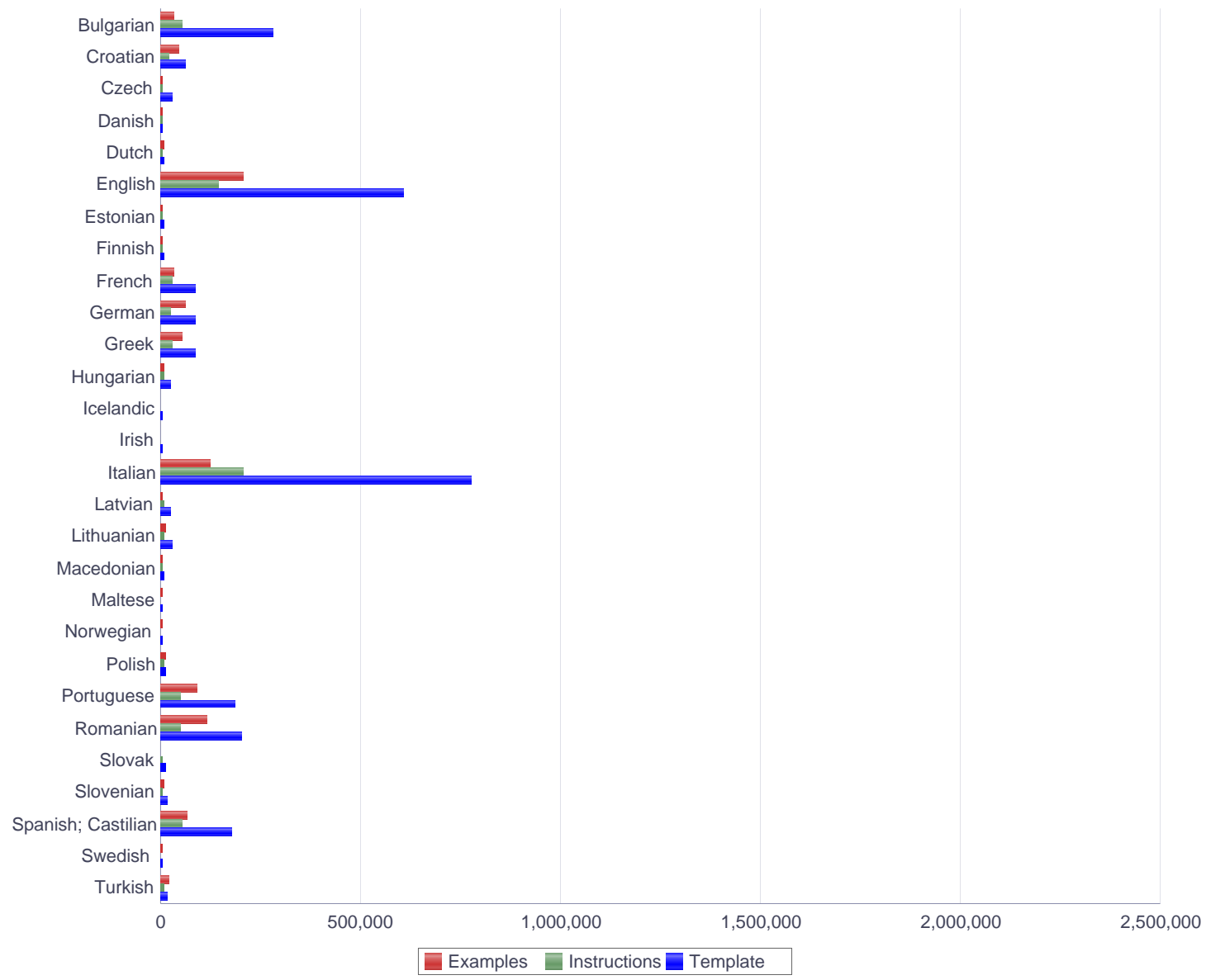
Downloads during 2017

Downloads of Europass CV/ Language Passport documents (2017, by language)

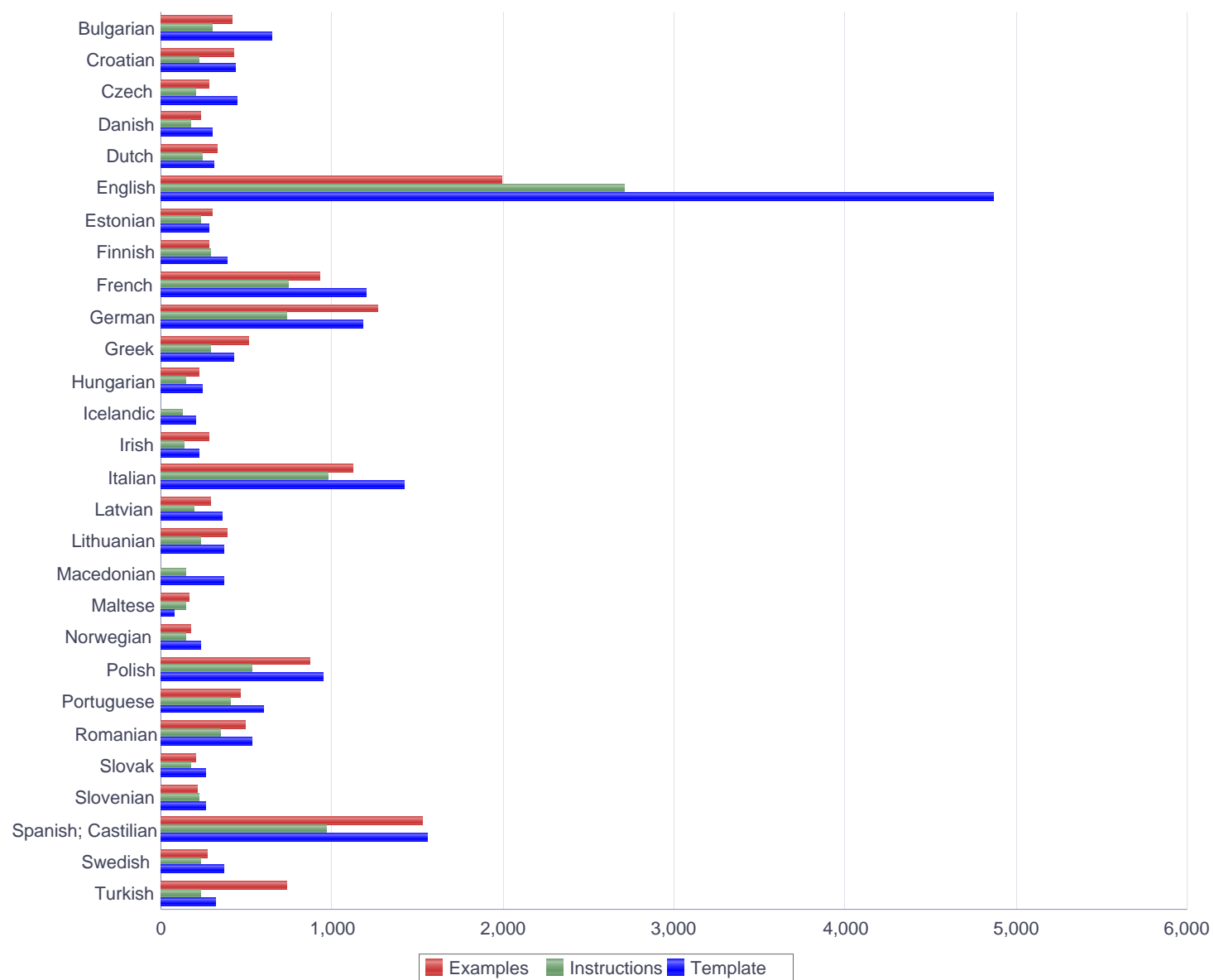
Language	Total	Examples		Instructions		Template	
		ECV	ELP	ECV	ELP	ECV	ELP
Bulgarian	369,918	32,917	413	55,587	300	280,048	653
Croatian	126,428	43,733	427	20,174	220	61,443	431
Czech	38,892	5,917	284	3,736	199	28,310	446
Danish	11,066	3,328	230	2,152	172	4,886	298
Dutch	19,053	8,463	328	2,701	242	7,006	313
English	966,867	205,483	1,990	143,781	2,708	608,037	4,868
Estonian	12,935	2,617	296	2,567	228	6,951	276
Finnish	13,337	3,636	282	2,274	292	6,469	384
French	151,799	31,504	932	30,376	742	87,044	1,201
German	176,819	61,377	1,272	26,694	736	85,563	1,177
Greek	168,947	52,629	515	29,551	292	85,530	430
Hungarian	38,464	7,604	227	7,112	149	23,126	246
Icelandic	7,152	1,674	0	1,507	124	3,641	206
Irish	6,641	1,082	282	1,595	138	3,325	219
Italian	1,108,337	123,205	1,125	204,697	973	776,914	1,423
Latvian	36,847	5,292	292	6,916	195	23,792	360
Lithuanian	52,450	11,727	386	9,107	229	30,635	366
Macedonian	16,438	2,609	0	3,393	145	9,924	367
Maltese	6,964	3,137	160	964	143	2,482	78
Norwegian	8,133	2,986	175	1,352	141	3,244	235
Polish	33,353	10,639	871	6,958	535	13,402	948
Portuguese	328,797	91,478	460	51,224	408	184,625	602
Romanian	369,540	116,542	492	48,927	346	202,703	530
Slovak	19,089	0	201	4,667	176	13,788	257
Slovenian	27,947	6,764	211	4,551	223	15,938	260
Spanish; Castilian	300,383	65,084	1,526	52,244	966	179,005	1,558
Swedish	11,407	4,523	272	1,638	235	4,373	366
Turkish	46,638	22,356	738	6,483	237	16,507	317
Total		928,306	14,387	732,928	11,494	2,768,711	18,815

Downloads during 2017

Downloads of Europass CV examples, instructions and templates (2017, by language)

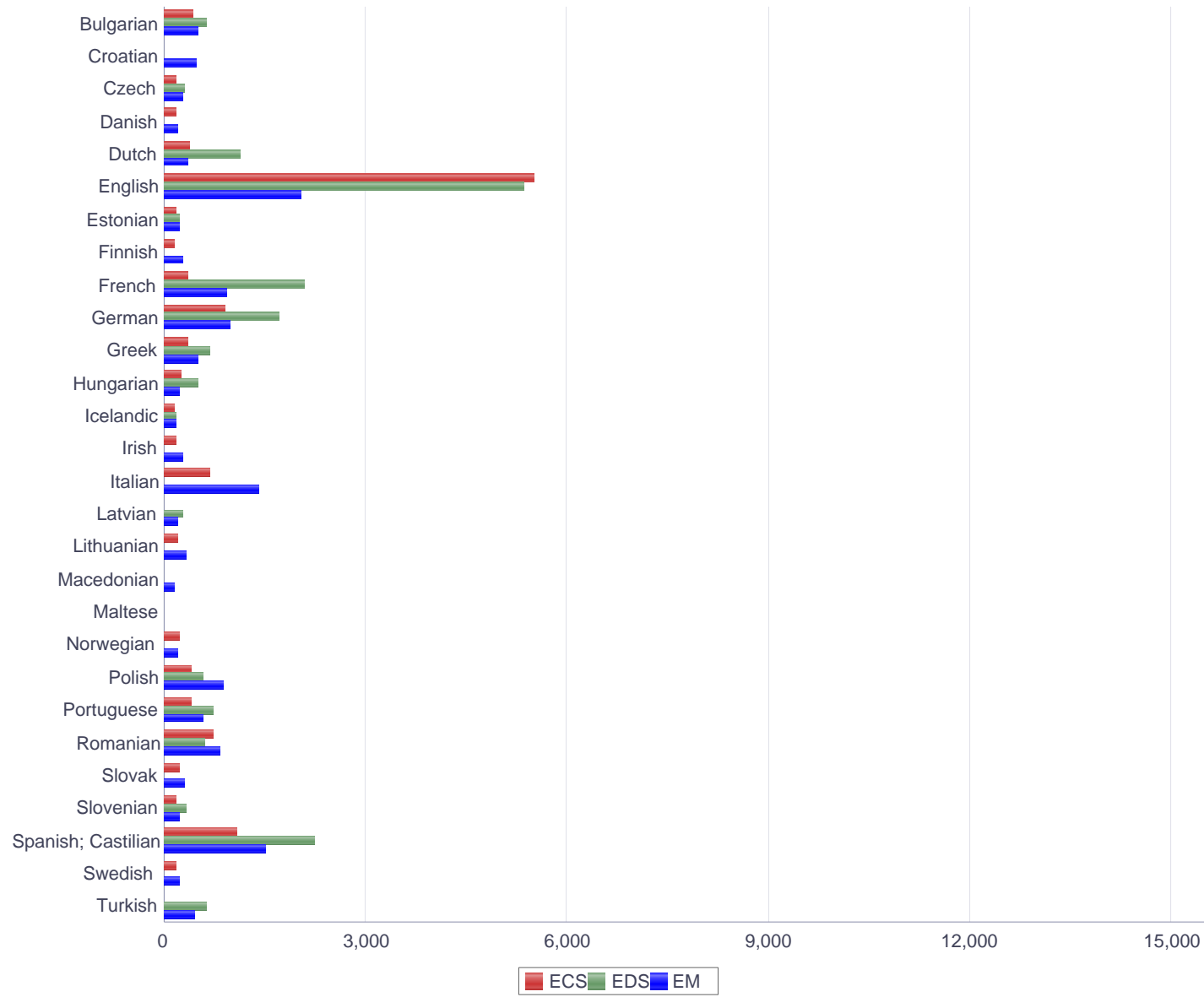


Downloads of Europass Language Passport examples, instructions and templates (2017, by language)



Downloads during 2017

Downloads of examples (Europass Mobility, Certificate Supplement, Diploma Supplement) for 2017, by language



Language	ECS	EDS	EM	Total
Bulgarian	420	625	491	1,536
Croatian	0	0	478	478
Czech	177	313	285	775
Danish	185	0	198	383
Dutch	367	1,124	346	1,837
English	5,504	5,362	2,032	12,898
Estonian	170	223	232	625
Finnish	163	0	284	447
French	354	2,099	923	3,376
German	916	1,719	986	3,621
Greek	341	667	495	1,503
Hungarian	242	503	237	982
Icelandic	141	180	164	485
Irish	175	0	270	445
Italian	675	0	1,414	2,089
Latvian	0	265	205	470
Lithuanian	194	0	315	509
Macedonian	0	0	159	159
Maltese	0	0	0	0
Norwegian	220	0	189	409
Polish	412	575	869	1,856
Portuguese	396	722	583	1,701
Romanian	738	593	827	2,158
Slovak	222	0	292	514
Slovenian	165	336	216	717
Spanish; Castilian	1,079	2,237	1,502	4,818
Swedish	166	0	222	388
Turkish	0	626	450	1,076
Total	13,422	18,169	14,664	46,255