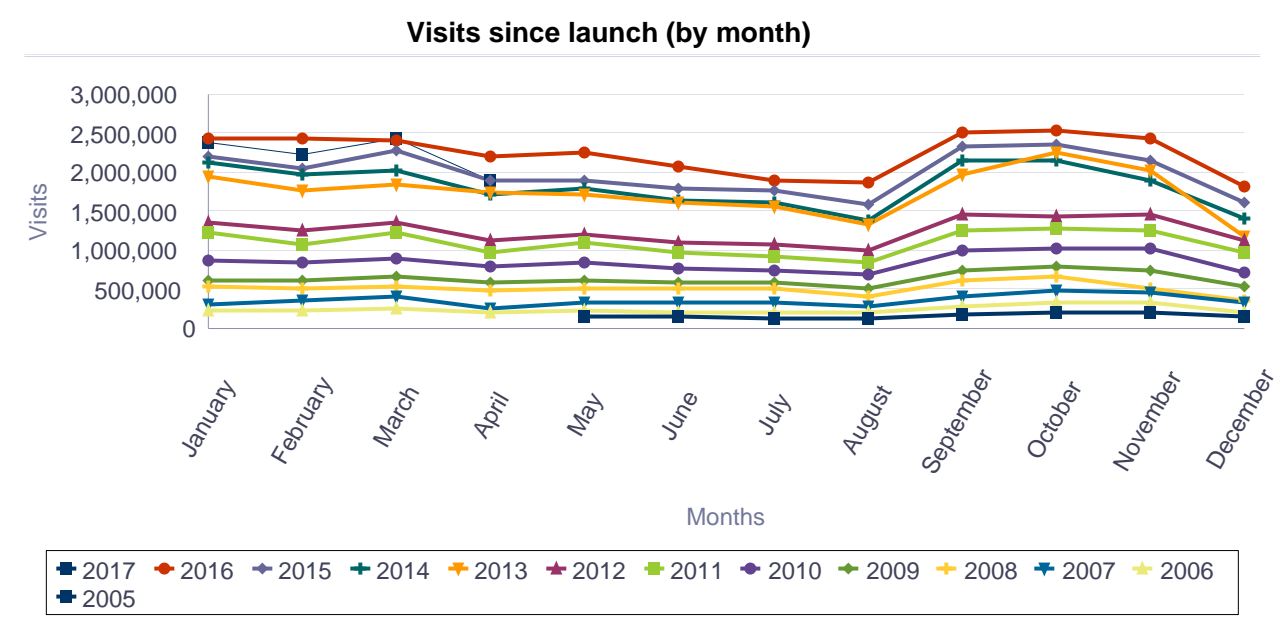


Europass website activity report since February 2005

Visits for the Europass portal

Total visits since launch (February 2005): 161,843,948



Total visits since launch (by year)

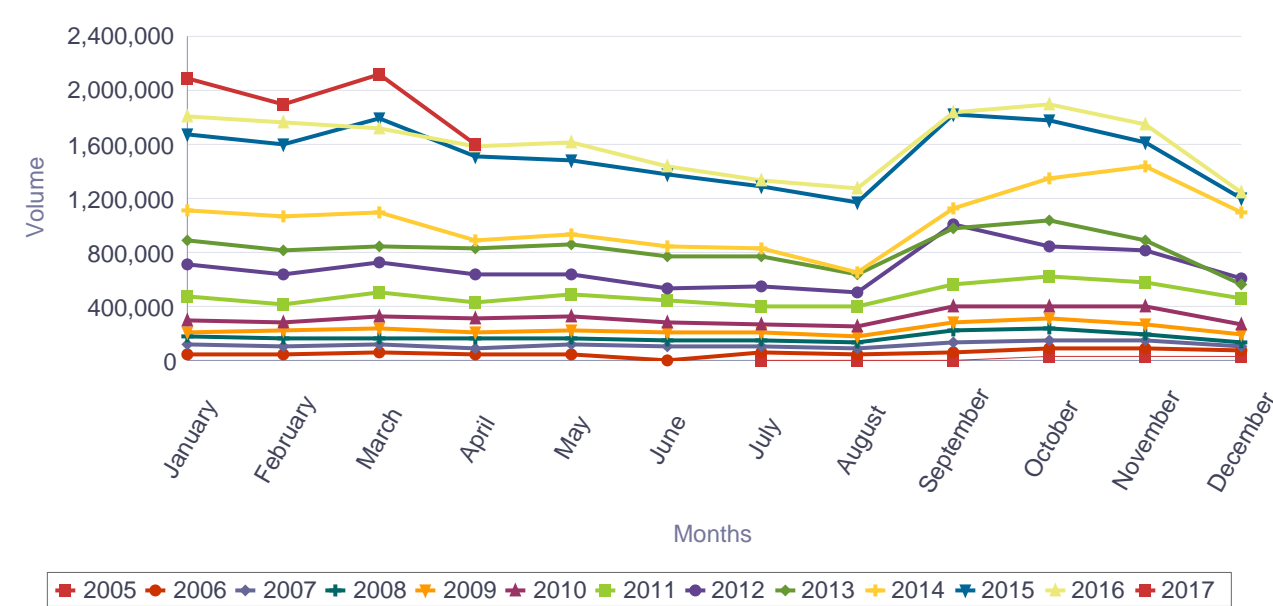
Year	Visits
2005	1,210,586
2006	2,768,666
2007	4,158,137
2008	6,047,691
2009	7,487,763
2010	10,091,597
2011	12,993,978
2012	14,812,624
2013	20,897,010
2014	21,750,563
2015	23,895,531
2016	26,816,336
2017	8,913,466
Total	161,843,948

Europass CV completed online since launch: **92,887,003**

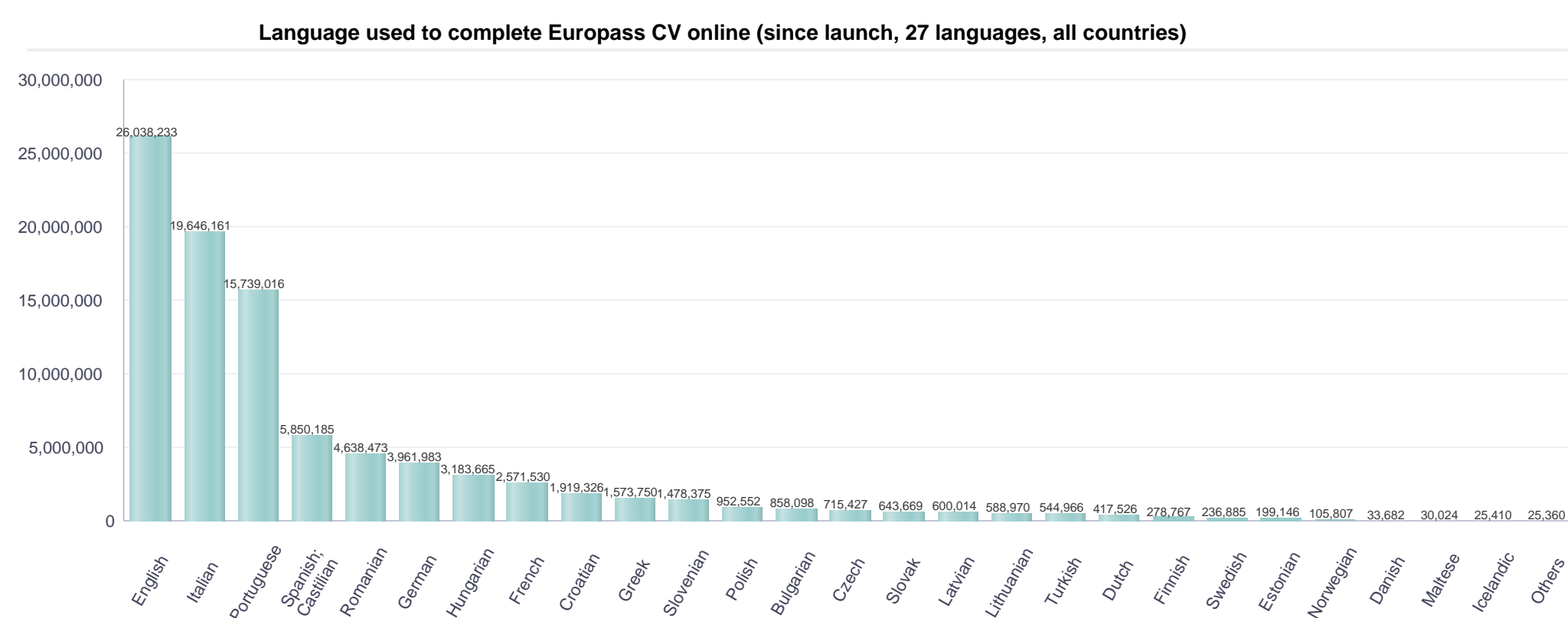
Europass documents completed online since launch (by year)

YEAR	CV	CV+ESP	CL	LP	Others	Total
2005	119,904	0	0	7,616	0	127,520
2006	728,374	0	0	27,486	0	755,860
2007	1,453,950	0	0	36,301	0	1,490,251
2008	2,093,169	0	0	44,801	0	2,137,970
2009	2,807,770	0	0	52,728	0	2,860,498
2010	3,849,150	0	0	69,724	0	3,918,874
2011	5,853,455	0	0	79,745	0	5,933,200
2012	8,282,170	0	0	119,639	707	8,402,516
2013	9,918,501	0	0	98,182	23,485	10,040,168
2014	12,491,254	0	0	144,329	318,924	12,954,507
2015	17,969,741	339,588	349,365	133,419	473,384	19,265,497
2016	18,080,914	1,202,327	1,612,077	303,727	38,334	21,237,379
2017	7,165,068	531,668	685,019	125,710	17,861	8,525,326
Total	90,813,420	2,073,583	2,646,461	1,243,407	872,695	97,649,566

Europass CV completed online



Language used to complete Europass CV online (27 languages, all countries)



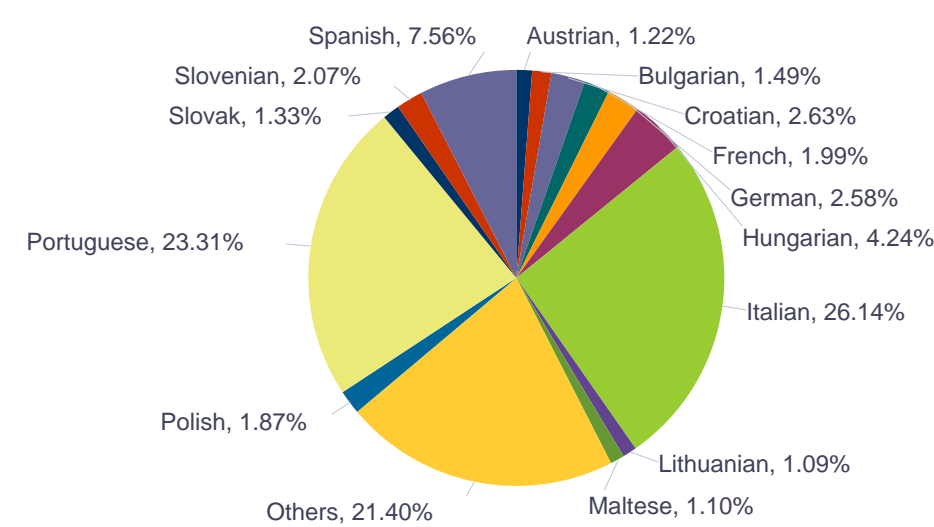
Language used to complete Europass CV online

Language	2005	2006	2007	2008	2009	2010	2011	2012	2013	2014	2015	2016	2017	TOTAL	TOTAL													
Bulgarian		0.3%	2,245	0.6%	9,364	0.8%	17,164	0.9%	23,908	0.9%	34,848	1.0%	58,234	1.1%	92,732	1.1%	109,527	1.1%	138,253	0.9%	172,940	0.8%	149,107	0.6%	49,776	0.9%	858,098	
Croatian				0.1%	1,362	0.2%	4,470	0.4%	10,049	0.6%	22,362	1.0%	57,527	1.4%	115,954	1.9%	183,557	2.4%	302,287	2.7%	489,021	2.8%	531,954	2.6%	200,783	2.1%	1,919,326	
Czech			0.4%	3,024	0.5%	7,618	0.6%	12,579	0.6%	15,475	0.5%	20,962	0.6%	33,886	0.6%	46,397	0.9%	85,687	0.9%	117,323	0.9%	159,730	0.8%	156,930	0.7%	55,816	0.8%	715,427
Danish	0.2%	236	0.2%	1,271	0.1%	1,996	0.1%	1,961	0.1%	1,893	0.1%	2,097	0.1%	2,989	0.0%	3,564	0.0%	3,904	0.0%	3,701	0.0%	4,312	0.0%	4,143	0.0%	1,615	0.0%	33,682
Dutch	1.3%	1,514	0.9%	6,748	0.6%	9,293	0.6%	12,904	0.5%	15,411	0.5%	19,410	0.5%	27,623	0.4%	36,808	0.5%	48,266	0.4%	53,306	0.4%	76,524	0.4%	80,516	0.4%	29,203	0.4%	417,526
English	49.7%	59,592	44.3%	323,018	35.8%	519,990	30.4%	636,478	29.5%	827,650	26.6%	1,022,597	26.4%	1,545,262	30.2%	2,503,986	29.1%	2,882,531	26.5%	3,301,178	27.7%	5,071,436	27.1%	5,219,987	27.6%	2,124,528	28.0%	26,038,233
Estonian	0.1%	120	0.2%	1,111	0.1%	1,756	0.1%	3,134	0.2%	4,721	0.2%	7,081	0.2%	9,193	0.1%	11,651	0.1%	13,633	0.5%	65,594	0.2%	34,490	0.2%	34,571	0.2%	12,091	0.2%	199,146
Finnish	0.7%	827	0.8%	6,164	0.7%	10,061	0.6%	12,267	0.5%	14,039	0.5%	18,898	0.4%	22,916	0.3%	26,834	0.3%	31,460	0.3%	32,727	0.2%	43,245	0.2%	40,627	0.2%	18,702	0.3%	278,767
French	7.7%	9,282	5.7%	41,727	4.3%	62,070	3.8%	78,643	3.7%	102,834	3.6%	139,688	3.5%	201,988	3.2%	262,047	2.8%	276,144	2.5%	312,906	2.3%	429,692	2.4%	458,886	2.5%	195,623	2.8%	2,571,530
German	7.9%	9,419	6.4%	46,438	5.9%	85,149	5.7%	119,594	5.5%	155,191	4.7%	182,513	4.2%	248,685	4.0%	334,900	4.3%	428,958	4.2%	520,151	4.1%	744,761	4.0%	776,687	4.0%	309,537	4.3%	3,961,983
Greek	1.4%	1,640	1.3%	9,240	0.9%	13,809	0.9%	17,988	0.9%	26,499	0.9%	34,951	1.0%	60,872	1.2%	95,608	1.6%	160,195	1.7%	213,141	1.8%	328,500	2.2%	430,855	2.3%	180,452	1.7%	1,573,750
Hungarian			1.7%	12,587	3.1%	44,433	3.3%	69,307	3.5%	98,275	4.0%	155,058	3.5%	206,914	3.5%	290,414	3.4%	336,741	3.4%	429,090	3.3%	605,021	3.5%	668,602	3.5%	267,223	3.4%	3,183,665
Icelandic					0.1%	865	0.1%	1,205	0.1%	1,451	0.1%	2,021	0.1%	2,993	0.0%	3,783	0.0%	2,630	0.0%	2,205	0.0%	3,669	0.0%	3,200	0.0%	1,388	0.0%	25,410
Italian	14.9%	17,909	12.9%	94,043	16.1%	234,237	18.6%	390,346	18.9%	530,399	20.7%	798,245	21.0%	1,231,806	18.8%	1,559,354	19.3%	1,913,103	21.7%	2,703,796	21.2%	3,878,891	23.0%	4,432,662	24.2%	1,861,370	21.2%	19,646,161
Latvian			0.3%	2,132	0.3%	4,200	0.3%	5,870	0.4%	10,821	0.4%	15,649	0.5%	31,252	0.6%	45,986	0.6%	58,327	0.6%	78,278	0.6%	115,105	0.9%	167,869	0.8%	64,525	0.6%	600,014
Lithuanian	0.0%	19	0.8%	5,492	0.7%	10,351	0.8%	16,624	0.7%	19,308	0.8%	29,379	0.7%	39,480	0.6%	46,239	0.7%	67,751	0.7%	92,597	0.6%	104,077	0.6%	114,222	0.6%	43,431	0.6%	588,970
Maltese					0.0%	37	0.0%	489	0.1%	1,473	0.1%	2,607	0.1%	3,476	0.1%	6,537	0.0%	4,318	0.0%	4,117	0.0%	3,733	0.0%	2,284	0.0%	574	0.0%	30,024
Norwegian			0.6%	4,470	0.6%	8,437	0.4%	8,433	0.3%	7,083	0.2%	6,016	0.1%	7,611	0.1%	9,826	0.1%	10,581	0.1%	11,623	0.1%	14,871	0.1%	13,205	0.0%	3,651	0.1%	105,807
Polish			3.2%	23,247	2.8%	40,688	2.2%	46,363	1.7%	48,559	1.4%	53,549	1.2%	70,107	1.0%	80,005	0.9%	92,247	0.9%	116,396	0.9%	168,909	0.8%	155,183	0.7%	57,299	1.0%	952,552
Portuguese	8.2%	9,782	10.8%	78,373	17.5%	254,064	20.9%	436,527	21.1%	592,135	20.5%	790,979	20.2%	1,179,774	19.2%	1,586,318	18.3%	1,810,157	16.9%	2,102,993	16.3%	2,980,018	14.8%	2,844,598	14.0%	1,073,298	16.9%	15,739,016
Romanian				1.8%	26,115	2.4%	50,603	3.3%	92,508	4.4%	169,608	4.3%	250,461	4.0%	333,497	4.7%	470,658	5.6%	694,574	5.9%	1,072,137	5.7%	1,094,085	5.0%	384,227	5.0%	4,638,473	
Slovak			0.7%	5,006	0.5%	7,148	0.7%	14,362	0.8%	22,198	0.8%	30,729	0.8%	45,314	0.7%	58,205	0.8%	78,855	0.7%	87,857	0.7%	121,004	0.7%	128,121	0.6%	44,870	0.7%	643,669
Slovenian			0.3%	1,904	0.3%	4,955	0.3%	6,946	0.5%	13,911	0.6%	22,476	0.8%	47,669	1.1%	92,030	1.5%	153,054	1.9%	239,387	2.0%	364,493	2.0%	388,514	1.9%	143,036	1.6%	1,478,375
Spanish; Castilian	6.8%	8,185	7.2%	52,261	5.6%	81,723	5.3%	110,575	5.5%	153,808	6.4%	244,775	7.4%	430,825	7.0%	582,940	6.4%	634,802	6.2%	774,945	6.2%	1,139,855	6.1%	1,170,873	6.0%	464,618	6.3%	5,850,185
Swedish	1.2%	1,379	1.0%	7,126	0.6%	9,096	0.4%	9,212	0.3%	7,452	0.2%	8,551	0.2%	12,848	0.2%	19,238	0.2%	16,128	0.2%	23,202	0.2%	42,368	0.3%	54,164	0.3%	26,121	0.3%	236,885

Rows 1 - 25

Nationality of Europass CV online users (in %, all countries)

Nationality of Europass CV online users (since launch, all languages, all countries, top 15, in %)

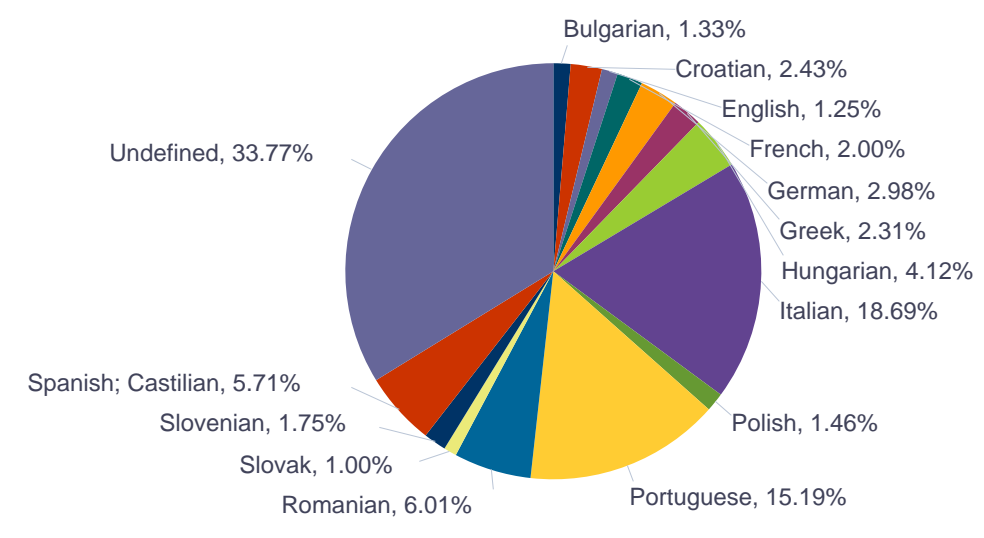


Nationality of Europass CV online users (top 30)

year_no	2007	2008	2009	2010	2011	2012	2013	2014	2015	2016	2017	Total
Nationality												
Austrian	1.8%	1.6%	1.4%	1.3%	1.1%	1.0%	1.3%	1.2%	1.0%	1.0%	1.1%	1.1%
Belgian	1.0%	0.9%	0.9%	0.8%	0.8%	0.8%	0.8%	0.6%	0.5%	0.5%	0.4%	0.7%
British	0.5%	0.8%	0.7%	0.6%	0.5%	0.4%	0.3%	0.3%	0.2%	0.2%	0.2%	0.4%
Bulgarian	1.4%	1.4%	1.3%	1.3%	1.4%	1.4%	1.6%	1.6%	1.4%	1.2%	1.1%	1.4%
Croatian	0.3%	0.5%	0.7%	0.9%	1.4%	2.0%	2.3%	3.3%	3.7%	3.5%	3.2%	2.5%
Cypriot	0.1%	0.2%	0.2%	0.2%	0.3%	0.3%	0.4%	0.3%	0.3%	0.3%	0.3%	0.3%
Czech	1.2%	0.9%	0.5%	0.5%	0.5%	0.5%	0.8%	1.1%	1.0%	0.9%	0.8%	0.8%
Danish	0.1%	0.1%	0.1%	0.1%	0.1%	0.1%	0.1%	0.0%	0.0%	0.0%	0.0%	0.1%
Dutch	1.1%	1.0%	0.9%	0.8%	0.7%	0.7%	0.7%	0.6%	0.5%	0.4%	0.4%	0.6%
Estonian	0.2%	0.2%	0.2%	0.4%	0.4%	0.3%	0.2%	0.2%	0.1%	0.1%	0.1%	0.2%
Finnish	2.2%	1.9%	1.6%	1.4%	1.0%	1.3%	0.6%	0.5%	0.4%	0.3%	0.4%	0.8%
French	4.2%	3.8%	3.4%	2.8%	2.5%	2.2%	1.5%	1.4%	1.2%	1.2%	1.1%	1.9%
German	6.0%	5.4%	5.0%	4.1%	2.9%	2.5%	2.2%	1.8%	1.5%	1.7%	1.4%	2.4%
Hungarian	6.7%	4.5%	5.0%	5.0%	4.3%	4.2%	4.4%	3.9%	3.4%	3.1%	2.9%	4.0%
Icelandic	0.0%	0.1%	0.1%	0.1%	0.1%	0.0%	0.0%	0.0%	0.0%	0.0%	0.0%	0.0%
Irish	0.1%	0.2%	0.2%	0.1%	0.1%	0.1%	0.1%	0.1%	0.0%	0.0%	0.0%	0.1%
Italian	22.4%	24.2%	22.8%	23.1%	23.0%	22.0%	23.2%	25.6%	25.9%	27.2%	28.2%	24.5%
Latvian	0.6%	0.4%	0.7%	0.8%	0.9%	0.8%	0.6%	0.6%	0.6%	0.6%	0.6%	0.7%
Liechtensteiner		0.0%	0.0%	0.0%	0.0%	0.0%	0.0%	0.0%	0.0%	0.0%	0.0%	0.0%
Lithuanian	1.0%	1.3%	1.4%	1.4%	1.3%	1.2%	1.1%	0.9%	0.7%	0.7%	0.6%	1.0%
Luxembourgish	0.1%	0.1%	0.1%	0.1%	0.1%	0.1%	0.1%	0.1%	0.1%	0.1%	0.1%	0.1%
Maltese	0.7%	1.0%	1.0%	1.1%	1.1%	1.0%	1.2%	1.1%	1.0%	0.9%	0.9%	1.0%
Norwegian	0.4%	0.5%	0.3%	0.2%	0.1%	0.1%	0.1%	0.1%	0.0%	0.0%	0.0%	0.1%
Others	13.4%	13.5%	14.9%	17.2%	18.2%	18.6%	19.9%	19.5%	21.3%	24.1%	27.0%	20.0%
Polish	4.8%	4.3%	3.2%	2.6%	2.3%	1.8%	1.7%	1.4%	1.2%	1.0%	1.0%	1.7%

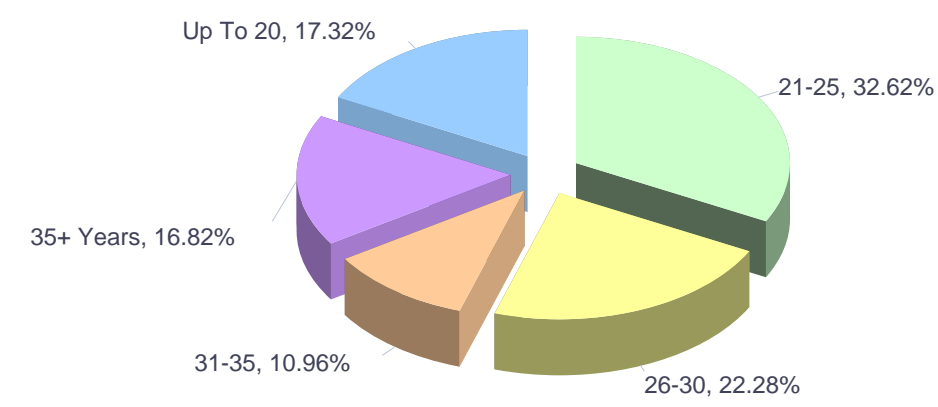
Rows 1 - 25

Mother tongue of Europass CV online users (since launch, all languages, all countries, top 15)



Age of Europass CV online users (in %, all countries)

Age of Europass CV online users (since launch, all languages, all countries)

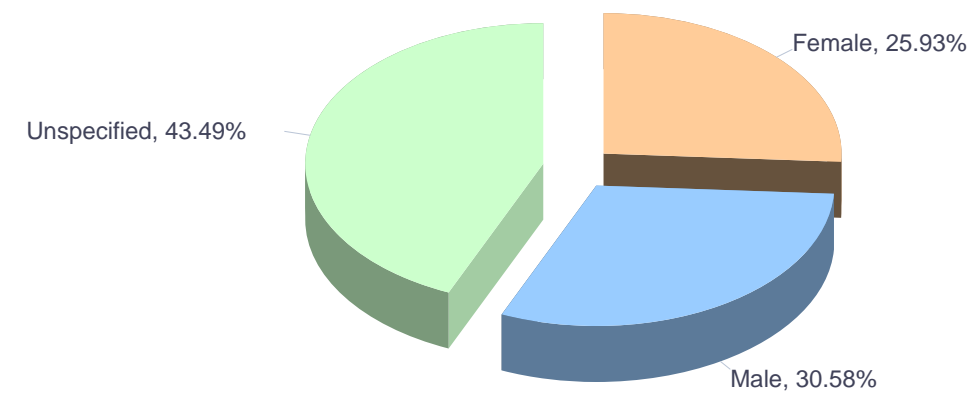


Age of Europass CV online users by year (all countries)

YEAR	Up To 20	21-25	26-30	31-35	35+ Years	Total
2007	0.9%	0.7%	0.7%	0.7%	0.7%	0.7%
2008	3.7%	3.2%	3.4%	3.5%	3.4%	3.4%
2009	5.4%	4.3%	4.4%	4.5%	4.4%	4.6%
2010	6.8%	6.1%	6.1%	6.1%	6.1%	6.2%
2011	9.7%	9.0%	9.4%	9.6%	10.0%	9.4%
2012	13.6%	12.5%	12.8%	13.7%	14.7%	13.3%
2013	10.4%	12.1%	12.4%	12.0%	11.9%	11.8%
2014	12.5%	14.3%	13.9%	13.8%	13.5%	13.7%
2015	14.2%	15.4%	14.7%	14.3%	14.0%	14.7%
2016	16.1%	16.0%	16.1%	15.7%	15.2%	15.9%
2017	6.7%	6.4%	6.1%	6.0%	6.1%	6.3%
Total	100.0%	100.0%	100.0%	100.0%	100.0%	100.0%

Gender of Europass CV online users (in %, all countries)

Gender of Europass CV online users (since launch, all languages, all countries)

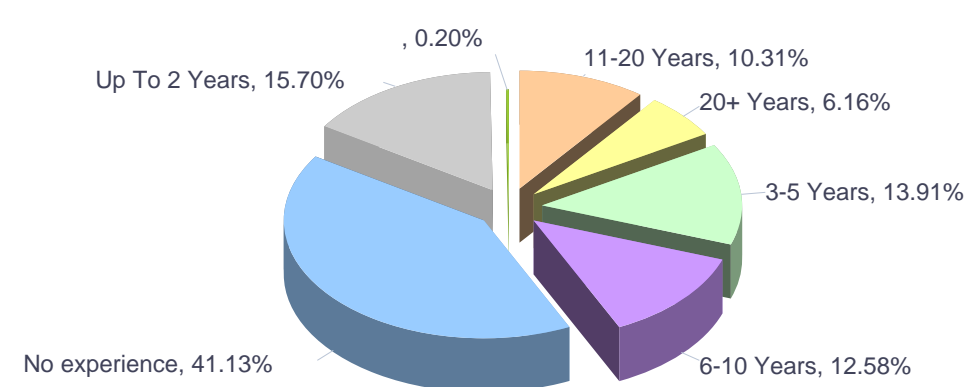


Gender of Europass CV online users by year (all countries)

YEAR	Female	Male	Unspecified	Total
2005			0.3%	0.1%
2006			1.8%	0.8%
2007	0.7%	0.7%	2.6%	1.5%
2008	3.3%	3.4%	0.7%	2.2%
2009	4.4%	4.3%	1.1%	2.9%
2010	6.4%	5.9%	1.3%	4.0%
2011	9.8%	9.1%	1.7%	6.1%
2012	13.8%	13.0%	2.4%	8.6%
2013	11.9%	11.9%	8.1%	10.3%
2014	13.8%	13.9%	12.5%	13.3%
2015	14.5%	15.0%	26.2%	19.7%
2016	15.3%	16.2%	29.5%	21.7%
2017	5.9%	6.5%	11.9%	8.7%
Total	100.0%	100.0%	100.0%	100.0%

Years of work experience of Europass CV online users (in %, all countries)

Years of work experience of Europass CV online users (since launch, all languages, all countries)



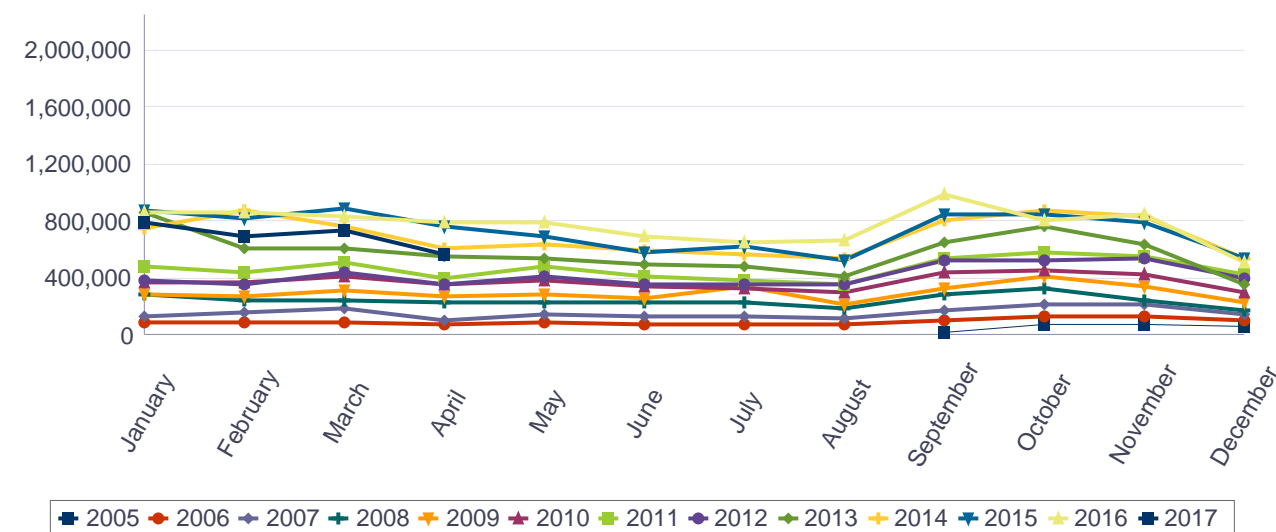
Years of work experience of Europass CV online users

YEAR	No experience	Up To 2 Years	3-5 Years	6-10 Years	11-20 Years	20+ Years	Total
2005	0.3%						0.1%
2006	1.9%						0.8%
2007	3.0%	7.0%	0.4%	0.4%	0.5%	0.7%	1.5%
2008	1.9%	8.9%	2.2%	2.2%	2.4%	3.1%	2.2%
2009	2.6%	9.5%	3.0%	3.0%	3.0%	3.7%	2.9%
2010	3.5%	13.1%	4.3%	4.4%	4.3%	4.8%	4.0%
2011	4.9%	20.8%	6.3%	7.0%	6.8%	6.9%	6.1%
2012	6.8%	24.9%	9.0%	9.7%	9.7%	10.2%	8.6%
2013	10.3%	8.3%	10.3%	10.5%	10.6%	10.1%	10.3%
2014	12.9%	5.2%	13.5%	13.9%	13.7%	13.5%	13.3%
2015	21.2%	1.1%	19.2%	19.0%	18.8%	18.7%	19.7%
2016	21.9%	0.9%	22.6%	21.3%	21.6%	20.5%	21.7%
2017	8.7%	0.3%	9.2%	8.6%	8.7%	8.9%	8.7%
Total	100.0%	100.0%	100.0%	100.0%	100.0%	100.0%	100.0%

Downloads of Europass documents (all countries)

Downloads of Europass Documents since launch: **108,975,986**

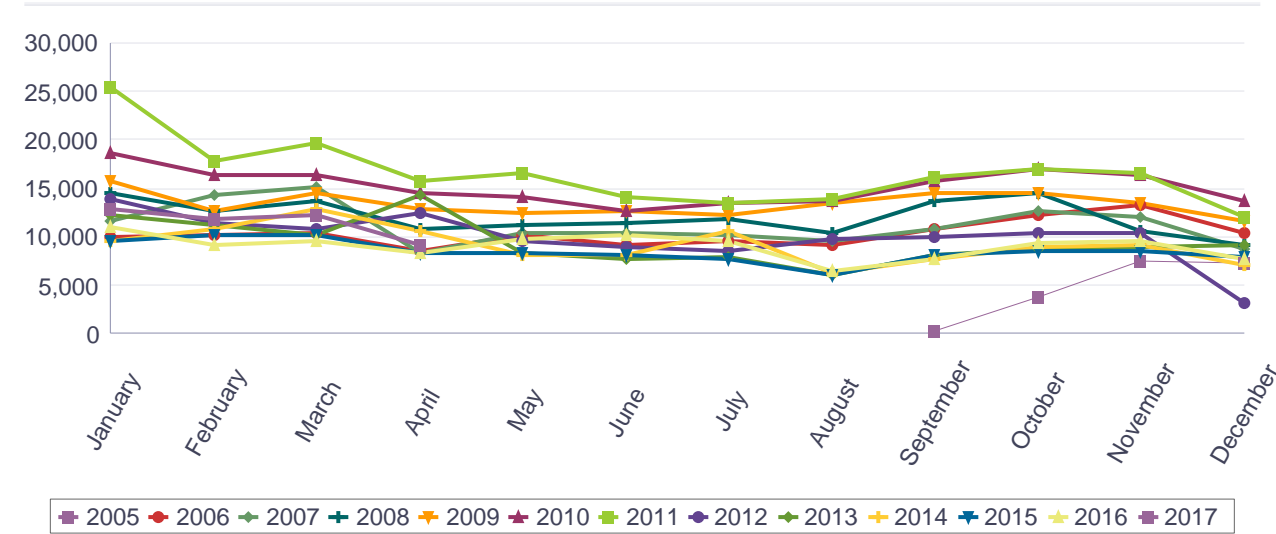
Downloads of Europass CV templates



Downloads of Europass CV templates, instructions and examples

YEAR	CV			Total
	Examples	Instructions	Template	
2005	144,368	71,443	220,675	436,486
2006	756,593	322,567	1,144,629	2,223,789
2007	1,197,948	441,068	1,841,354	3,480,370
2008	1,716,066	524,410	2,906,228	5,146,704
2009	1,841,038	609,763	3,549,628	6,000,429
2010	2,269,224	819,359	4,475,910	7,564,493
2011	2,687,732	1,085,352	5,551,908	9,324,992
2012	2,561,909	2,574,440	4,982,600	10,118,949
2013	3,092,975	3,085,357	6,981,471	13,159,803
2014	3,594,212	3,709,668	8,387,149	15,691,029
2015	3,311,189	3,888,767	8,774,800	15,974,756
2016	2,940,211	3,208,578	9,262,880	15,411,669
2017	928,306	732,928	2,781,283	4,442,517
Total	27,041,771	21,073,700	60,860,515	108,975,986

Downloads of examples (Europass Mobility, Certificate supplement, Diploma supplement) (since launch, all languages, all countries)

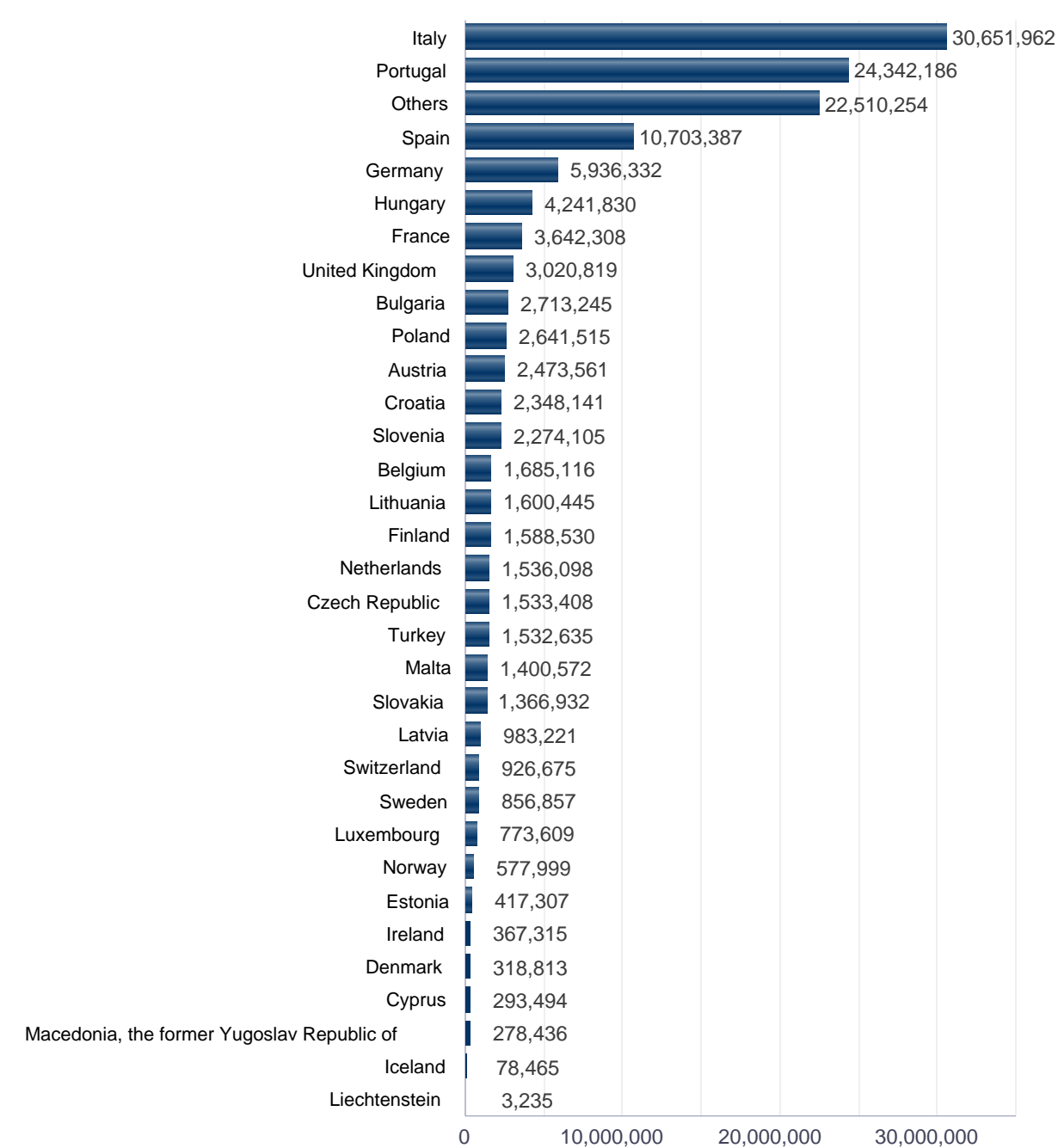


Downloads of examples (Europass Mobility, Certificate Supplement, Diploma Supplement)

Year	ECS	EDS	EM	Total
2005	5,817	5,173	7,974	18,964
2006	35,811	47,174	40,904	123,889
2007	38,832	50,234	44,976	134,042
2008	40,210	52,372	51,580	144,162
2009	40,330	61,558	58,327	160,215
2010	45,693	73,840	63,049	182,582
2011	53,722	76,249	68,569	198,540
2012	41,411	44,265	33,350	119,026
2013	32,403	48,115	32,280	112,798
2014	28,767	46,194	34,803	109,764
2015	24,747	40,534	36,457	101,738
2016	26,904	43,180	38,195	108,279
2017	13,422	18,169	14,664	46,255
Total	428,069	607,057	525,128	1,560,254

Visits to the Europass portal by country (since launch, top40 countries)

Visits to the Europass portal by country (since launch, all languages, top 40 countries)



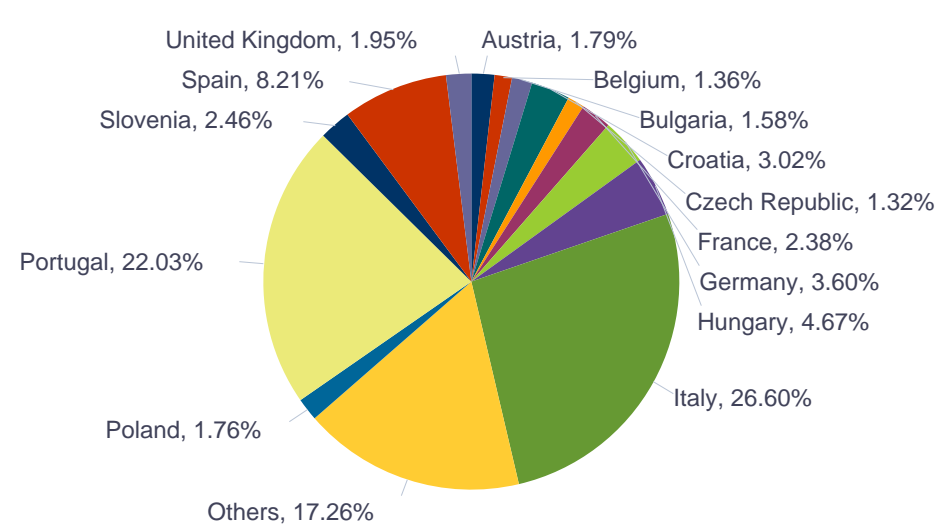
Visits to the Europass portal by country (since launch, top 40 countries)

Country	Visits
Italy	30,651,962
Portugal	24,342,186
Spain	10,703,387
Germany	5,936,332
Hungary	4,241,830
France	3,642,308
United Kingdom	3,020,819
Bulgaria	2,713,245
Poland	2,641,515
Austria	2,473,561
Croatia	2,348,141
Slovenia	2,274,105
Belgium	1,685,116
Lithuania	1,600,445
Finland	1,588,530
Netherlands	1,536,098
Czech Republic	1,533,408
Turkey	1,532,635
Malta	1,400,572
Slovakia	1,366,932
Latvia	983,221
Switzerland	926,675
Sweden	856,857
Luxembourg	773,609
Norway	577,999

Rows 1 - 25

Country of residence of Europass CV online users (in %, all countries)

Country of residence of Europass CV online users (since launch, all languages, all countries, top 15, in %)



Country of residence of Europass CV online users (since launch, all countries top 30)

Country	2007	2008	2009	2010	2011	2012	2013	2014	2015	2016	2017	Total
Austria	1.9%	1.7%	1.6%	1.5%	1.3%	1.3%	1.8%	1.7%	1.7%	1.6%	1.7%	1.6%
Belgium	2.1%	1.7%	1.7%	1.5%	1.5%	1.4%	1.4%	1.2%	1.0%	1.0%	1.0%	1.2%
Bulgaria	1.2%	1.3%	1.4%	1.3%	1.4%	1.6%	1.6%	1.6%	1.5%	1.3%	1.1%	1.4%
Croatia	0.3%	0.4%	0.6%	0.9%	1.4%	2.1%	2.5%	3.2%	3.4%	3.4%	3.2%	2.7%
Cyprus	0.1%	0.2%	0.2%	0.2%	0.3%	0.4%	0.4%	0.3%	0.3%	0.3%	0.2%	0.3%
Czech Republic	0.8%	1.1%	1.0%	1.0%	1.0%	1.0%	1.3%	1.4%	1.3%	1.2%	1.1%	1.2%
Denmark	0.2%	0.2%	0.2%	0.2%	0.2%	0.2%	0.2%	0.2%	0.1%	0.2%	0.1%	0.2%
Estonia	0.4%	0.3%	0.4%	0.4%	0.4%	0.3%	0.2%	0.2%	0.2%	0.2%	0.2%	0.2%
Finland	2.8%	2.1%	1.8%	1.6%	1.2%	1.7%	0.9%	0.8%	0.7%	0.6%	0.7%	1.0%
France	4.7%	3.6%	3.6%	3.2%	2.9%	2.4%	2.0%	1.9%	1.8%	1.8%	1.8%	2.2%
Germany	5.5%	5.6%	5.5%	4.5%	3.4%	3.2%	3.0%	2.9%	2.9%	3.1%	3.0%	3.3%
Hungary	5.4%	4.8%	4.9%	5.1%	4.5%	4.5%	4.2%	4.1%	4.1%	4.0%	4.0%	4.2%
Iceland	0.0%	0.1%	0.1%	0.1%	0.1%	0.1%	0.0%	0.0%	0.0%	0.0%	0.0%	0.0%
Ireland	0.7%	0.7%	0.4%	0.3%	0.3%	0.3%	0.2%	0.2%	0.2%	0.2%	0.2%	0.3%
Italy	21.0%	21.6%	21.6%	22.5%	22.8%	21.4%	22.6%	25.0%	24.2%	25.7%	26.7%	24.1%
Latvia	0.7%	0.5%	0.8%	0.8%	0.9%	0.8%	0.9%	0.9%	0.9%	1.0%	0.9%	0.9%
Liechtenstein		0.0%	0.0%	0.0%	0.0%	0.0%	0.0%	0.0%	0.0%	0.0%	0.0%	0.0%
Lithuania	0.9%	1.2%	1.3%	1.3%	1.1%	1.0%	1.0%	0.8%	0.8%	0.8%	0.8%	0.9%
Luxembourg	0.3%	0.4%	0.4%	0.4%	0.3%	0.3%	0.3%	0.3%	0.2%	0.2%	0.2%	0.3%
Macedonia, the former Yugoslav Republic of	0.1%	0.1%	0.1%	0.1%	0.1%	0.1%	0.1%	0.1%	0.1%	0.1%	0.1%	0.1%
Malta	0.9%	0.9%	1.0%	1.2%	1.1%	1.2%	1.2%	1.1%	1.1%	1.1%	1.1%	1.1%
Netherlands	1.2%	1.2%	1.1%	1.0%	0.9%	0.9%	0.9%	0.8%	0.8%	0.7%	0.7%	0.8%
Norway	0.6%	0.6%	0.4%	0.3%	0.3%	0.3%	0.3%	0.2%	0.2%	0.2%	0.1%	0.2%
Others	6.5%	8.7%	10.1%	12.2%	12.5%	12.9%	14.2%	15.1%	16.9%	18.4%	20.0%	15.6%
Poland	3.7%	3.2%	2.7%	2.1%	1.9%	1.6%	1.6%	1.5%	1.5%	1.3%	1.3%	1.6%

Rows 1 - 25