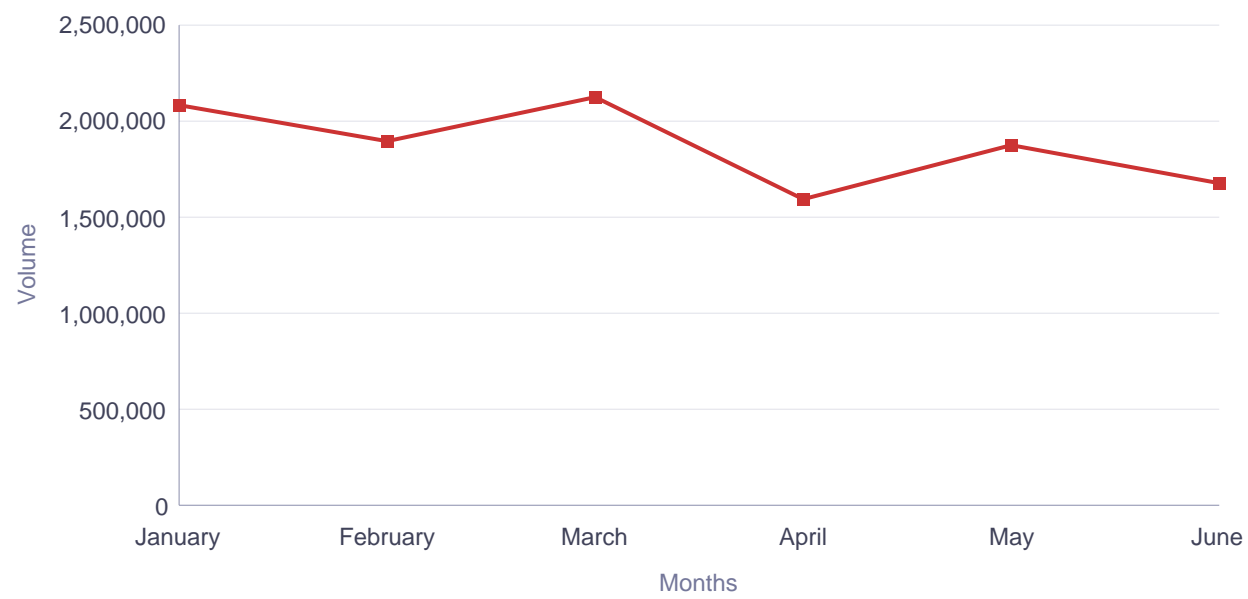


## Europass website activity report 2017

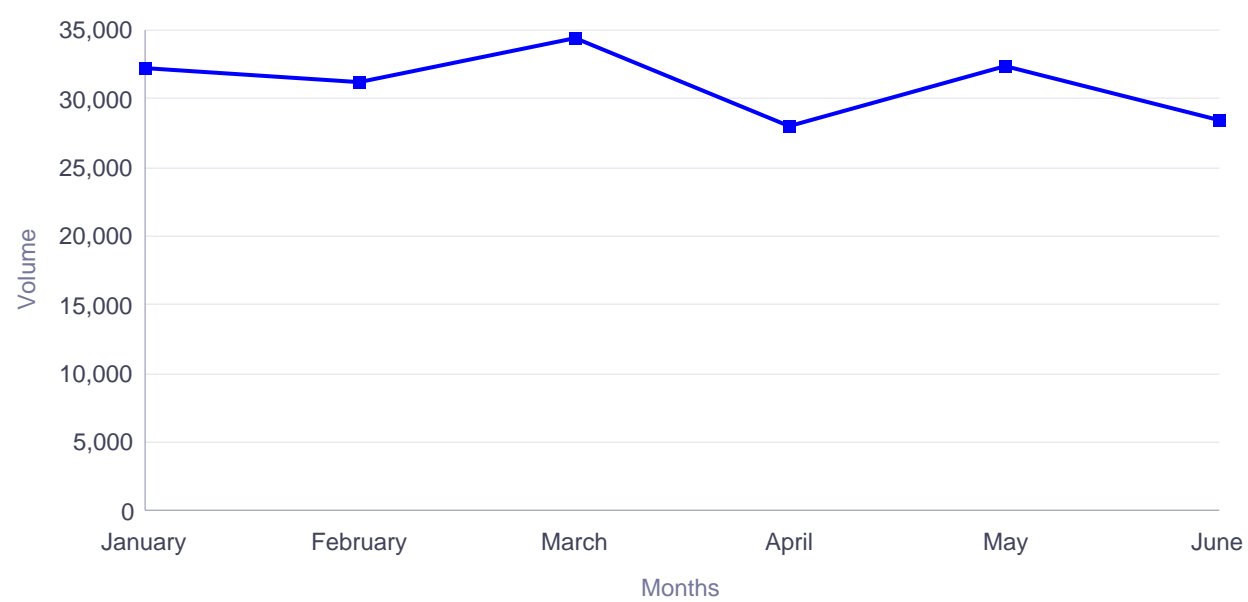
### Europass CVs, Language Passports completed online during 2017

#### ECVs, ELPs completed online during 2017

ECVs completed online during 2017



ELPs completed online during 2017



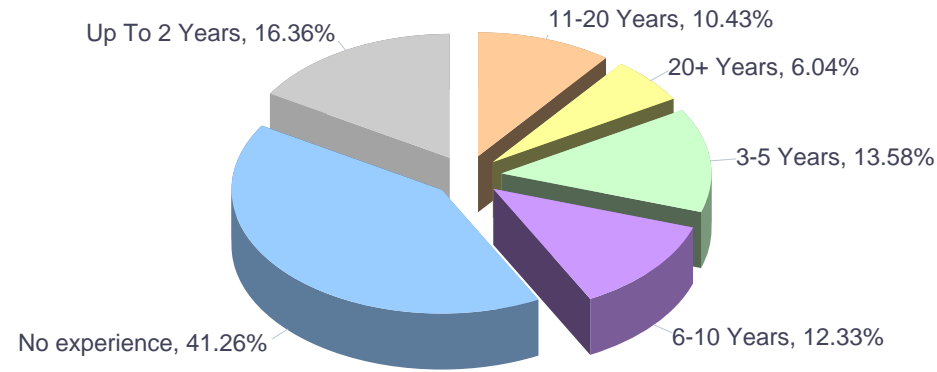
Europass CVs and Language Passports completed online (2017, by month)

Months	ECV	ELP	Total
January	2,081,823	32,179	2,114,002
February	1,897,063	31,212	1,928,275
March	2,120,736	34,340	2,155,076
April	1,597,114	27,979	1,625,093
May	1,878,715	32,311	1,911,026
June	1,679,491	28,490	1,707,981
<b>Total</b>	<b>11,254,942</b>	<b>186,511</b>	<b>11,441,453</b>

## Europass CVs, Language Passports completed online during 2017

### Years of work experience of Europass CV online users (2017)

Years of work experience of Europass online CV users (2017)



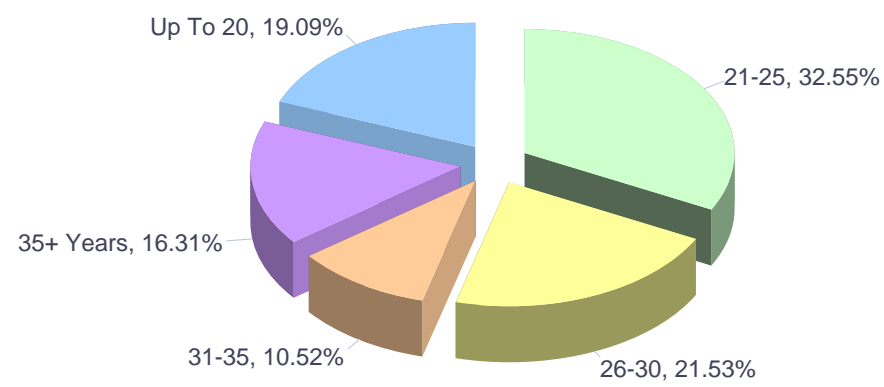
Years of work experience of Europass online CV users (2017, by month)

Months	No experience	Up To 2 Years	3-5 Years	6-10 Years	11-20 Years	20+ Years	Total
January	918,705	383,768	318,768	292,530	240,732	138,843	<b>2,293,346</b>
February	834,771	349,461	291,593	267,949	225,657	129,451	<b>2,098,882</b>
March	992,747	384,252	313,630	281,310	240,717	140,522	<b>2,353,178</b>
April	728,195	290,322	243,219	221,877	187,131	108,478	<b>1,779,222</b>
May	886,912	333,627	277,617	251,044	216,361	123,893	<b>2,089,454</b>
June	785,089	298,746	248,382	223,123	189,639	112,573	<b>1,857,552</b>
<b>Total</b>	<b>5,146,419</b>	<b>2,040,176</b>	<b>1,693,209</b>	<b>1,537,833</b>	<b>1,300,237</b>	<b>753,760</b>	<b>12,471,634</b>

## Europass CVs, Language Passports completed online during 2017

### Age of Europass CV online users (2017)

Age of Europass CV online users (2017)



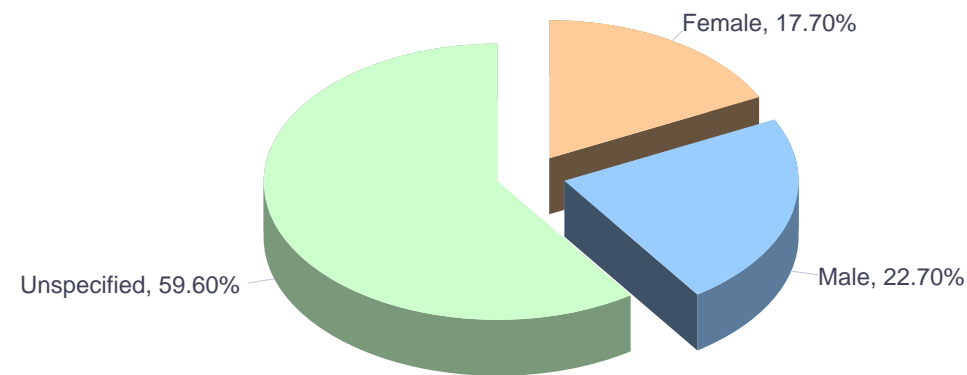
Age of Europass CV online users (2017, by month)

Months	Up To 20	21-25	26-30	31-35	35+ Years	Total
January	185,129	369,180	237,815	113,270	169,473	1,074,867
February	175,291	312,581	215,664	103,086	162,573	969,195
March	218,286	358,011	228,646	111,458	175,220	1,091,621
April	151,197	263,587	175,783	87,263	136,266	814,096
May	202,907	300,785	200,656	99,122	157,182	960,652
June	167,964	273,058	183,109	92,430	139,836	856,397
<b>Total</b>	<b>1,100,774</b>	<b>1,877,202</b>	<b>1,241,673</b>	<b>606,629</b>	<b>940,550</b>	<b>5,766,828</b>

## Europass CVs, Language Passports completed online during 2017

### Europass CV online users by gender (2017)

Europass CV online users by gender (2017)



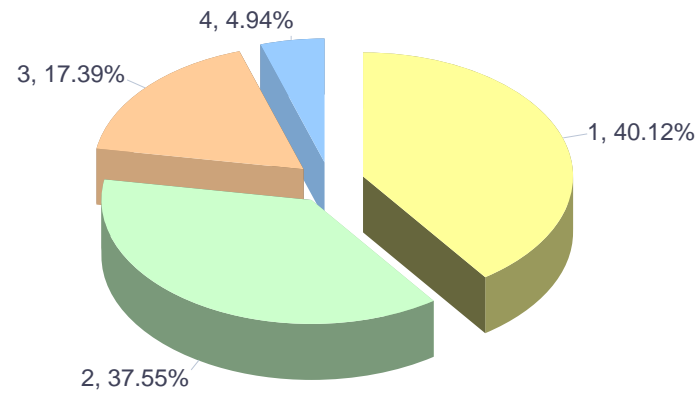
Europass CV online users by gender (2017, by month)

Months	Female	Male	Unspecified	Total
January	402,943	538,110	1,352,463	<b>2,293,516</b>
February	370,179	477,326	1,251,545	<b>2,099,050</b>
March	419,825	537,468	1,396,068	<b>2,353,361</b>
April	310,797	398,761	1,069,841	<b>1,779,399</b>
May	375,067	463,083	1,251,550	<b>2,089,700</b>
June	328,561	416,314	1,112,929	<b>1,857,804</b>
<b>Total</b>	<b>2,207,372</b>	<b>2,831,062</b>	<b>7,434,396</b>	<b>12,472,830</b>

## Europass CVs, Language Passports completed online during 2017

### Number of foreign languages spoken by users of Europass online (2017)

Number of foreign languages spoken by users of Europass online (2017)



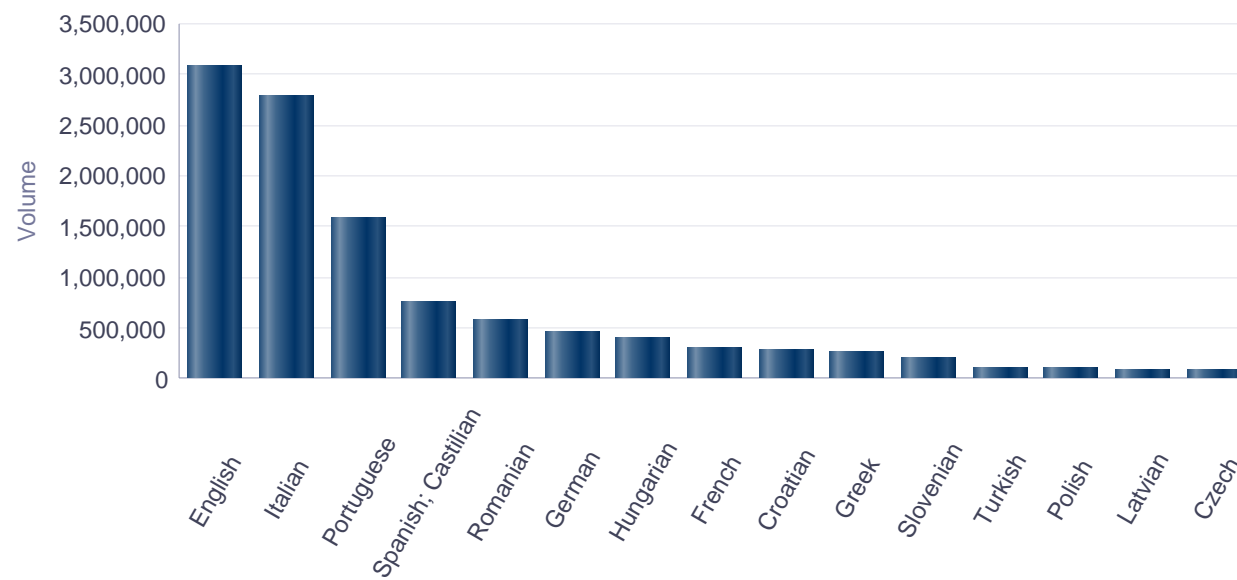
Number of foreign languages spoken by users of Europass online (2017, by month)

Months	1	2	3	4	Total
January	767,653	715,821	335,221	97,063	1,915,758
February	705,666	661,655	313,252	88,870	1,769,443
March	798,659	754,136	345,018	95,495	1,993,308
April	597,971	564,120	268,568	76,675	1,507,334
May	713,005	667,387	303,590	85,702	1,769,684
June	640,559	589,532	265,383	76,466	1,571,940
<b>Total</b>	<b>4,223,513</b>	<b>3,952,651</b>	<b>1,831,032</b>	<b>520,271</b>	<b>10,527,467</b>

## Europass CVs, Language Passports completed online during 2017

### Europass CVs, Language Passports completed online (2017, Top 15 languages)

ECVs, ELPs completed online (2017, Top 15 languages)



ECVs, ELPs completed online (2017, Top 15 languages)

Document Language	ECV
English	3,001,363
Italian	2,753,486
Portuguese	1,575,680
Spanish; Castilian	737,734
Romanian	570,217
German	449,097
Hungarian	401,464
French	288,306
Croatian	281,765
Greek	260,823
Slovenian	206,948
Turkish	108,285
Latvian	94,061
Polish	93,107
Czech	80,813
(Others)	344,136
<b>Total</b>	<b>11,247,285</b>

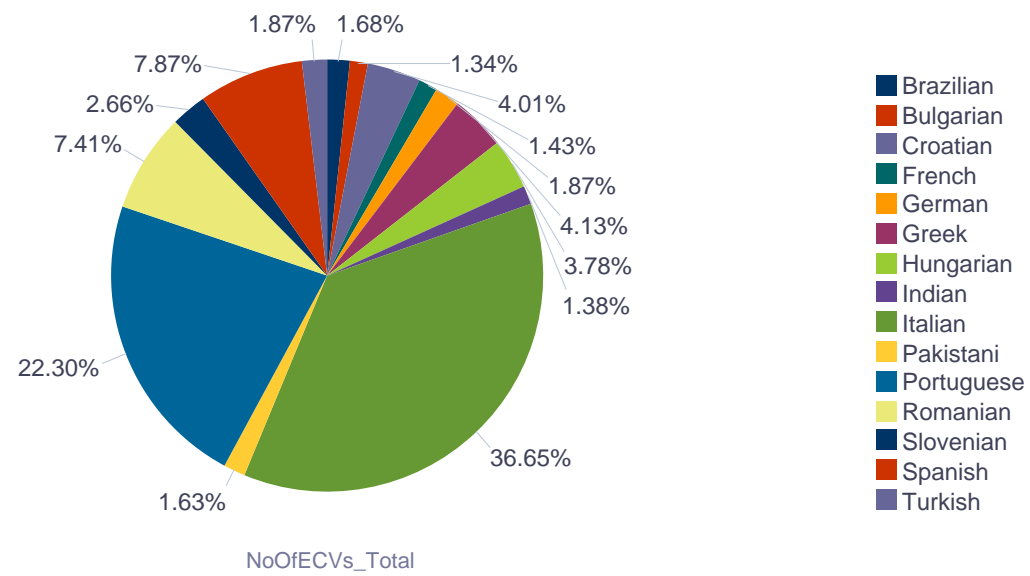
Document Language	ELP
English	79,201
Italian	32,406
German	14,507
Spanish; Castilian	13,291
Portuguese	11,598
French	8,952
Polish	4,249
Slovenian	3,017
Turkish	2,906
Croatian	2,798
Romanian	2,746
Hungarian	2,555
Greek	2,484
Bulgarian	1,211
Dutch	952
(Others)	3,606
<b>Total</b>	<b>186,479</b>

Document Language	TOTAL
English	3,080,564
Italian	2,785,892
Portuguese	1,587,278
Spanish; Castilian	751,025
Romanian	572,963
German	463,604
Hungarian	404,019
French	297,258
Croatian	284,563
Greek	263,307
Slovenian	209,965
Turkish	111,191
Polish	97,356
Latvian	94,550
Czech	81,578
(Others)	348,651
<b>Total</b>	<b>11,433,764</b>

## Europass CVs, Language Passports completed online during 2017

### Europass CVs completed online (2017, Top 15 nationalities)

ECVs completed online (2017, Top 15 nationalities)



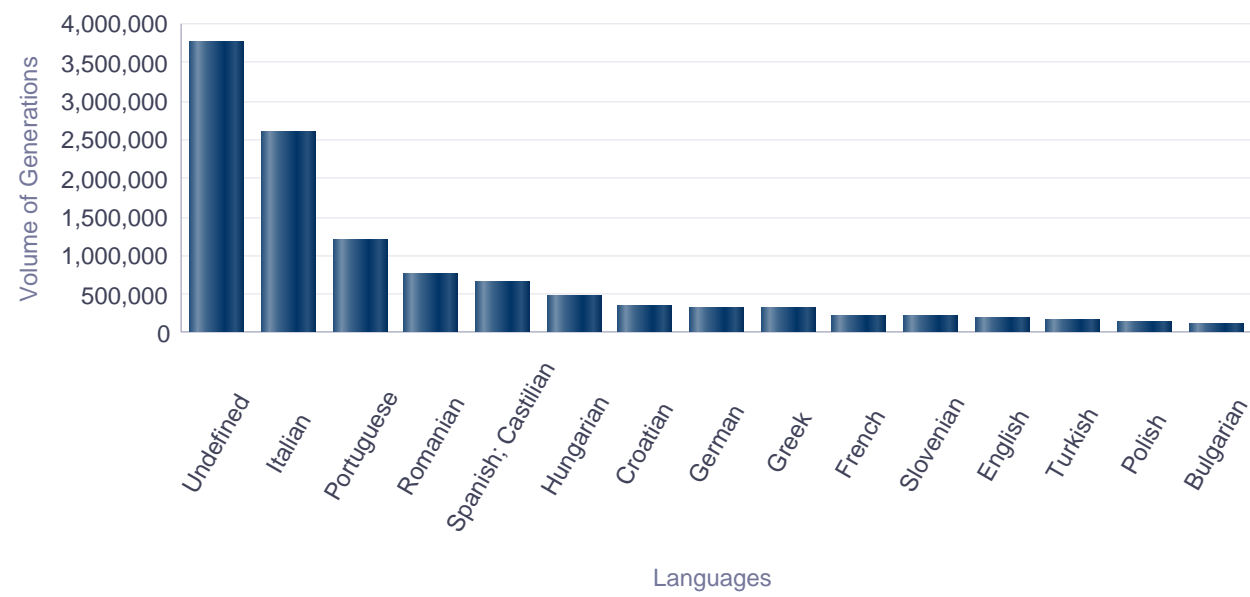
ECVs completed online (2017, Top 15 nationalities)

Nationality	ECV
Italian	1,298,683
Portuguese	790,097
Spanish	278,900
Romanian	262,618
Greek	146,326
Croatian	141,916
Hungarian	133,760
Slovenian	94,220
Turkish	66,377
German	66,091
Brazilian	59,652
Pakistani	57,586
French	50,577
Indian	49,008
Bulgarian	47,463
(Others)	994,518
<b>Total</b>	<b>4,537,792</b>

## Europass CVs, Language Passports completed online during 2017

### Europass CVs, Language Passports completed online (2017, Top 15 mother tongues)

ECVs, ELPs completed online (2017, Top 15 mother tongues)



ECVs, ELPs completed online (2017, Top 15 mother tongues)

Mother Language	ECV
Undefined	3,714,678
Italian	2,538,891
Portuguese	1,188,714
Romanian	754,003
Spanish; Castilian	637,685
Hungarian	466,759
Croatian	332,059
Greek	319,026
German	311,482
Slovenian	221,764
French	221,346
English	194,444
Turkish	168,743
Polish	140,142
Bulgarian	122,428
(Others)	566,747
<b>Total</b>	<b>11,898,911</b>

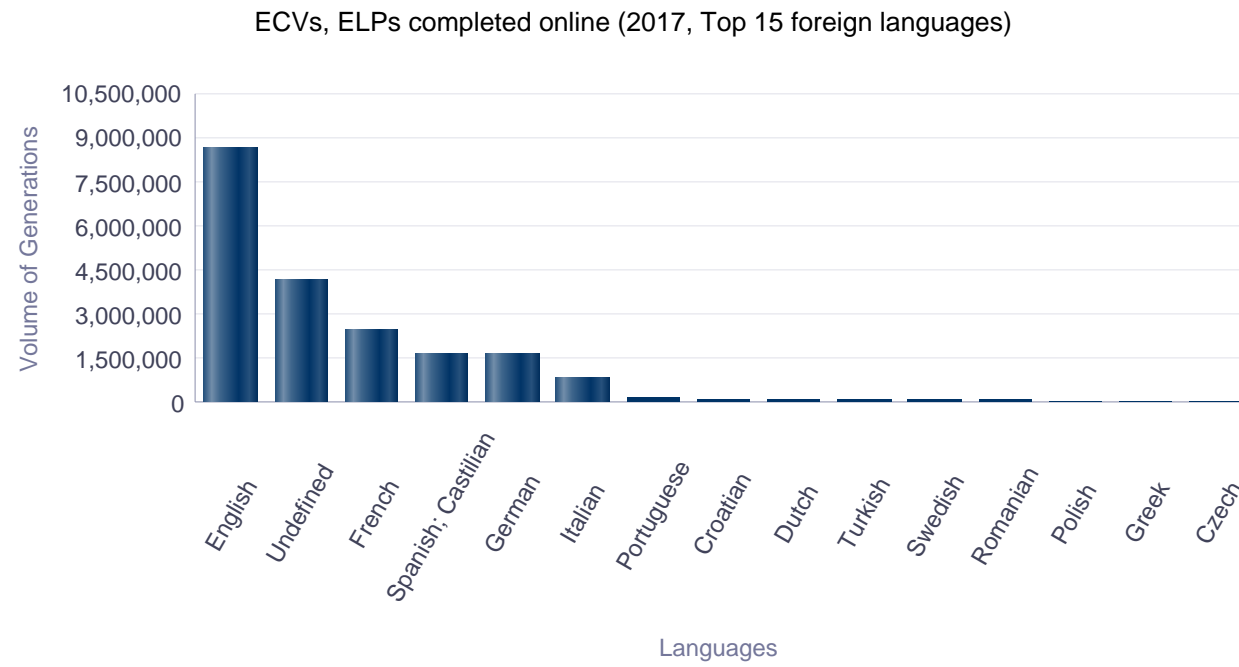
Mother Language	ELP
Undefined	47,597
Italian	41,588
Spanish; Castilian	19,781
German	14,936
Portuguese	13,240
French	8,995
Turkish	7,901
Polish	7,368
Greek	6,001
Romanian	5,790
Croatian	4,873
Hungarian	4,445
English	3,898
Slovenian	3,881
Bulgarian	2,397
(Others)	9,629
<b>Total</b>	<b>202,320</b>

Mother Language	TOTAL
Undefined	3,762,275
Italian	2,580,479
Portuguese	1,201,954
Romanian	759,793
Spanish; Castilian	657,466
Hungarian	471,204
Croatian	336,932
German	326,418
Greek	325,027
French	230,341
Slovenian	225,645
English	198,342
Turkish	176,644
Polish	147,510
Bulgarian	124,825
(Others)	576,376
<b>Total</b>	<b>12,101,231</b>



## Europass CVs, Language Passports completed online during 2017

### Europass CVs, Language Passports completed online (2017, Top 15 foreign languages)



### ECVs, ELPs completed online (2017, Top 15 foreign languages)

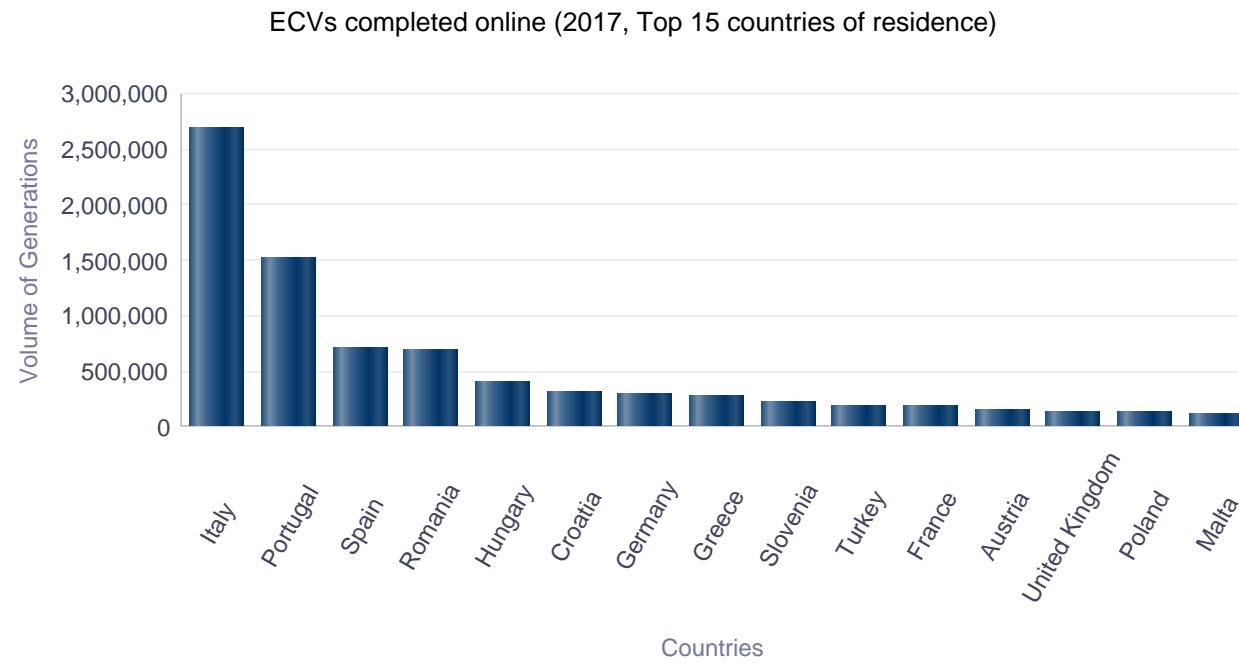
Foreign Language	ECV
English	8,467,988
Undefined	4,131,984
French	2,395,058
Spanish; Castilian	1,646,842
German	1,641,134
Italian	827,959
Portuguese	169,475
Croatian	128,983
Dutch	90,868
Turkish	88,068
Swedish	78,301
Romanian	67,064
Polish	61,174
Greek	37,541
Czech	36,908
(Others)	212,665
<b>Total</b>	<b>20,082,012</b>

Foreign Language	ELP
English	168,486
Undefined	54,982
French	53,260
German	41,859
Spanish; Castilian	40,227
Italian	16,657
Portuguese	5,347
Dutch	2,814
Croatian	2,402
Swedish	2,338
Turkish	2,261
Polish	1,697
Greek	1,116
Romanian	1,104
Czech	911
(Others)	5,192
<b>Total</b>	<b>400,653</b>

Foreign Language	TOTAL
English	8,636,474
Undefined	4,186,966
French	2,448,318
Spanish; Castilian	1,687,069
German	1,682,993
Italian	844,616
Portuguese	174,822
Croatian	131,385
Dutch	93,682
Turkish	90,329
Swedish	80,639
Romanian	68,168
Polish	62,871
Greek	38,657
Czech	37,819
(Others)	217,857
<b>Total</b>	<b>20,482,665</b>

## Europass CVs, Language Passports completed online during 2017

### Europass CVs completed online (2017, Top 15 countries of residence)

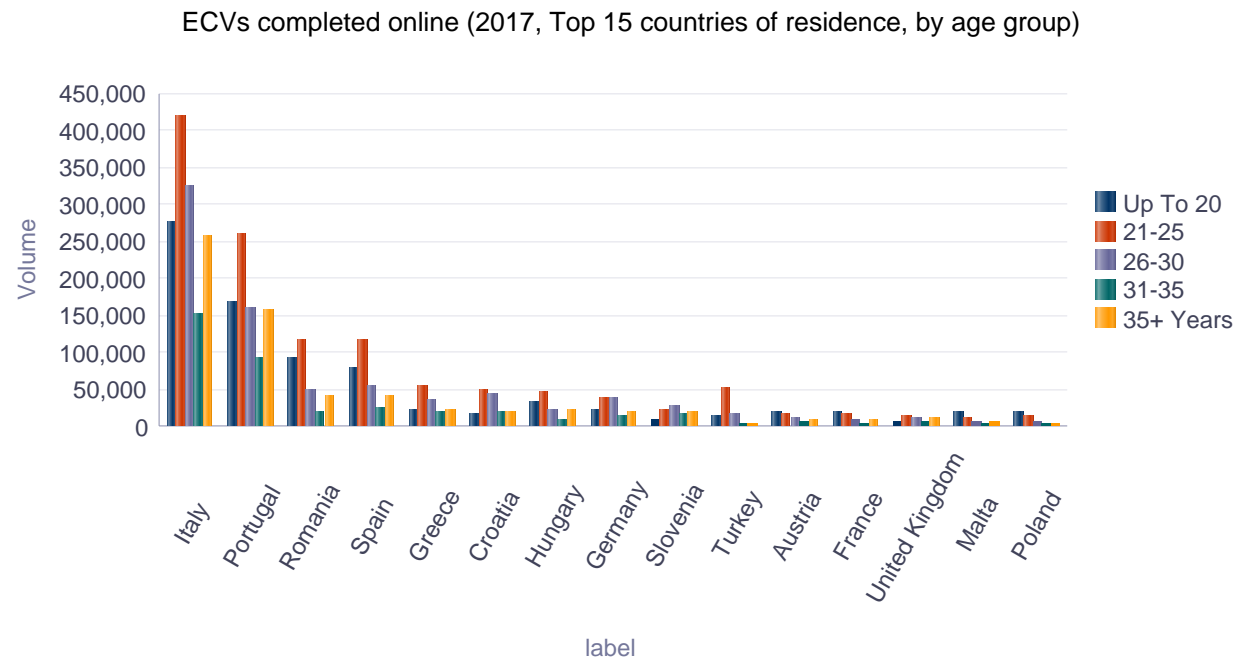


### ECVs completed online (2017, Top 15 countries of residence)

Country	ECV
Italy	2,686,589
Portugal	1,521,297
Spain	708,316
Romania	698,511
Hungary	404,381
Croatia	304,384
Germany	302,443
Greece	281,683
Slovenia	228,046
Turkey	187,056
France	178,267
Austria	159,928
United Kingdom	138,714
Poland	137,988
Malta	109,579
(Others)	1,892,517
<b>Total</b>	<b>8,154,842</b>

## Europass CVs, Language Passports completed online during 2017

### Europass CVs completed online (2017, Top 15 countries of residence, by age group)



### ECVs completed online (2017, Top 15 countries of residence, by age group)

Countries	Up To 20	21-25	26-30	31-35	35+ Years	Subtotal
Austria	19,862	17,420	13,120	6,562	9,575	66,539
Germany	21,325	38,837	37,818	15,606	20,377	133,963
Spain	78,238	115,849	54,951	24,535	42,524	316,097
France	19,937	17,394	8,537	4,739	9,488	60,095
United Kingdom	5,590	15,739	13,120	6,611	11,991	53,051
Greece	21,834	55,511	35,006	19,034	22,109	153,494
Croatia	18,490	48,982	45,486	19,895	20,366	153,219
Hungary	32,773	46,015	22,370	10,234	23,171	134,563
Italy	276,887	419,501	324,649	151,439	256,746	1,429,222
Malta	20,343	12,913	7,353	3,817	6,145	50,571
Poland	20,137	14,012	7,632	4,304	4,303	50,388
Portugal	167,495	258,822	159,825	91,959	156,861	834,962
Romania	91,423	117,001	49,258	20,872	40,309	318,863
Slovenia	7,983	23,877	29,388	16,763	19,814	97,825
Turkey	14,053	52,421	16,360	4,267	3,289	90,390
<b>Subtotal</b>	<b>816,370</b>	<b>1,254,294</b>	<b>824,873</b>	<b>400,637</b>	<b>647,068</b>	<b>3,943,242</b>

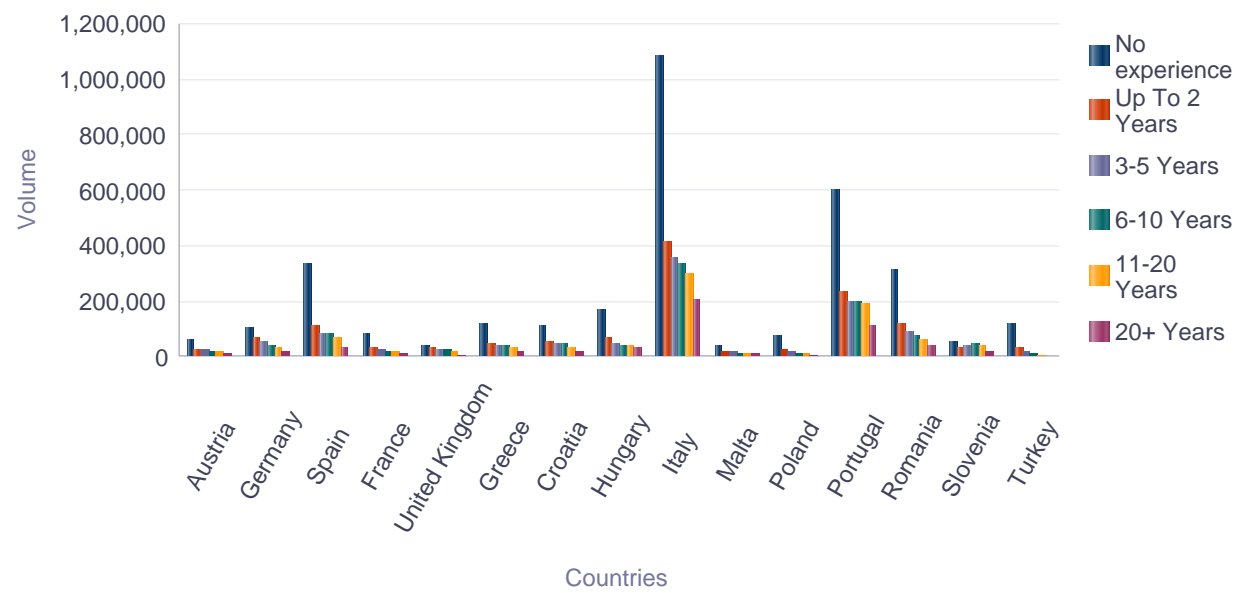
Countries	Up To 20	21-25	26-30	31-35	35+ Years	Subtotal
<b>(Others)</b>	140,864	349,079	198,880	83,622	101,262	<b>873,707</b>

Countries	Up To 20	21-25	26-30	31-35	35+ Years	Subtotal
<b>Total</b>	957,234	1,603,373	1,023,753	484,259	748,330	<b>4,816,949</b>

## Europass CVs, Language Passports completed online during 2017

### Europass CVs completed online (2017, Top 15 countries of residence, by work experience)

Europass CVs completed online (2017, Top 15 countries of residence, by work experience)



ECVs completed online (2017, Top 15 countries of residence, by work experience)

Countries	No experience	Up To 2 Years	3-5 Years	6-10 Years	11-20 Years	20+ Years	Total
Austria	61,902	25,854	24,621	20,258	16,471	10,822	159,928
Germany	101,253	68,648	49,880	38,752	29,419	14,426	302,378
Spain	333,228	110,886	84,643	82,405	67,038	30,116	708,316
France	84,663	28,258	21,699	16,391	16,623	10,632	178,266
United Kingdom	36,009	30,964	27,052	21,568	17,969	5,152	138,714
Greece	116,205	43,524	38,912	38,424	30,794	13,824	281,683
Croatia	108,098	55,775	48,076	43,674	33,507	15,253	304,383
Hungary	170,368	69,343	49,214	41,874	40,841	32,741	404,381
Italy	1,077,214	413,665	358,559	331,467	300,749	204,783	2,686,437
Malta	41,313	18,344	16,893	13,643	11,412	7,974	109,579
Poland	73,236	24,693	14,764	12,195	8,432	4,668	137,988
Portugal	598,674	233,073	194,336	193,993	191,203	109,899	1,521,178
Romania	314,536	119,578	88,609	77,632	59,565	38,580	698,500
Slovenia	51,641	31,334	36,867	47,235	40,563	20,405	228,045
Turkey	114,610	31,779	20,453	12,022	6,499	1,693	187,056
<b>Subtotal</b>	<b>3,282,950</b>	<b>1,305,718</b>	<b>1,074,578</b>	<b>991,533</b>	<b>871,085</b>	<b>520,968</b>	<b>8,046,832</b>

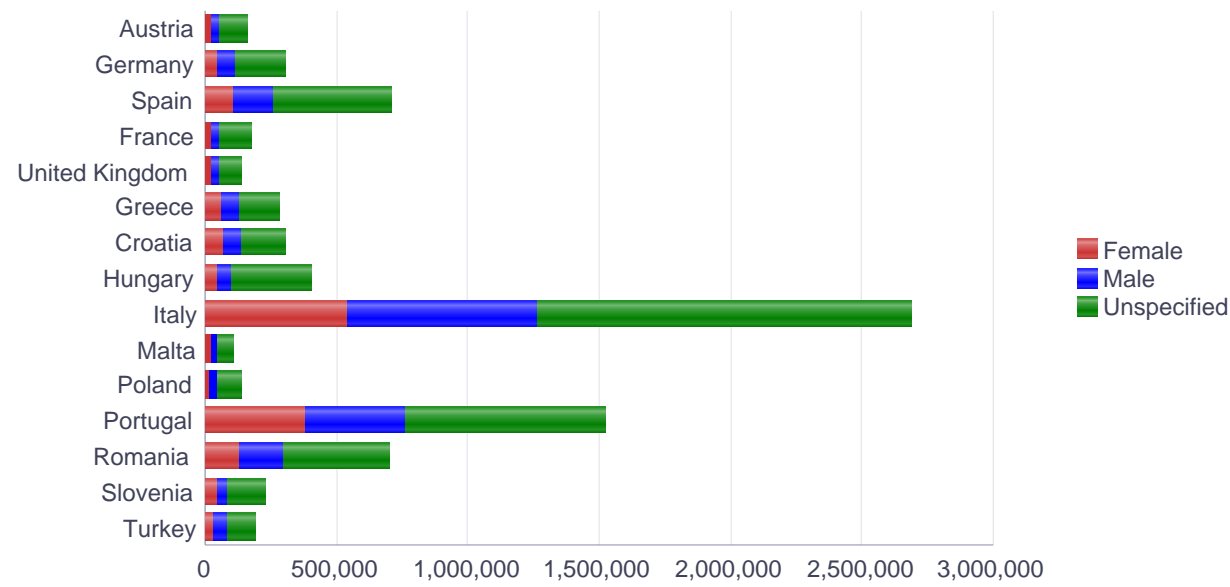
Countries	No experience	Up To 2 Years	3-5 Years	6-10 Years	11-20 Years	20+ Years	Total
(Others)	733,763	371,019	302,408	245,474	160,383	79,451	1,892,498

Countries	No experience	Up To 2 Years	3-5 Years	6-10 Years	11-20 Years	20+ Years	Total
<b>Total</b>	<b>4,016,713</b>	<b>1,676,737</b>	<b>1,376,986</b>	<b>1,237,007</b>	<b>1,031,468</b>	<b>600,419</b>	<b>9,939,330</b>

## Europass CVs, Language Passports completed online during 2017

### Europass CVs completed online (2017, Top 15 countries of residence, by gender)

ECVs completed online (2017, Top 15 countries of residence, by gender)



ECVs completed online (2017, Top 15 countries of residence, by gender)

Countries	Female	Male	Unspecified	Subtotal
Austria	23,737	28,005	108,186	<b>159,928</b>
Germany	42,012	68,502	191,929	<b>302,443</b>
Spain	107,497	151,239	449,580	<b>708,316</b>
France	22,132	27,775	128,360	<b>178,267</b>
United Kingdom	22,672	26,827	89,215	<b>138,714</b>
Greece	59,062	67,519	155,102	<b>281,683</b>
Croatia	69,662	64,137	170,585	<b>304,384</b>
Hungary	46,452	53,522	304,407	<b>404,381</b>
Italy	543,071	719,437	1,424,081	<b>2,686,589</b>
Malta	24,120	24,559	60,900	<b>109,579</b>
Poland	17,268	25,912	94,808	<b>137,988</b>
Portugal	383,065	375,472	762,760	<b>1,521,297</b>
Romania	131,013	168,926	398,572	<b>698,511</b>
Slovenia	46,544	37,632	143,870	<b>228,046</b>
Turkey	30,131	50,102	106,823	<b>187,056</b>
<b>Subtotal</b>	<b>1,568,438</b>	<b>1,889,566</b>	<b>4,589,178</b>	<b>8,047,182</b>

Countries	Female	Male	Unspecified	Subtotal
<b>(Others)</b>	298,258	491,835	1,102,424	<b>1,892,517</b>

Countries	Female	Male	Unspecified	Subtotal
<b>Total</b>	<b>1,866,696</b>	<b>2,381,401</b>	<b>5,691,602</b>	<b>9,939,699</b>

## Visits for the Europass portal during 2017

Total visits during 2017: 13,002,004

### Visits per month during 2017



### Visits per month during 2017

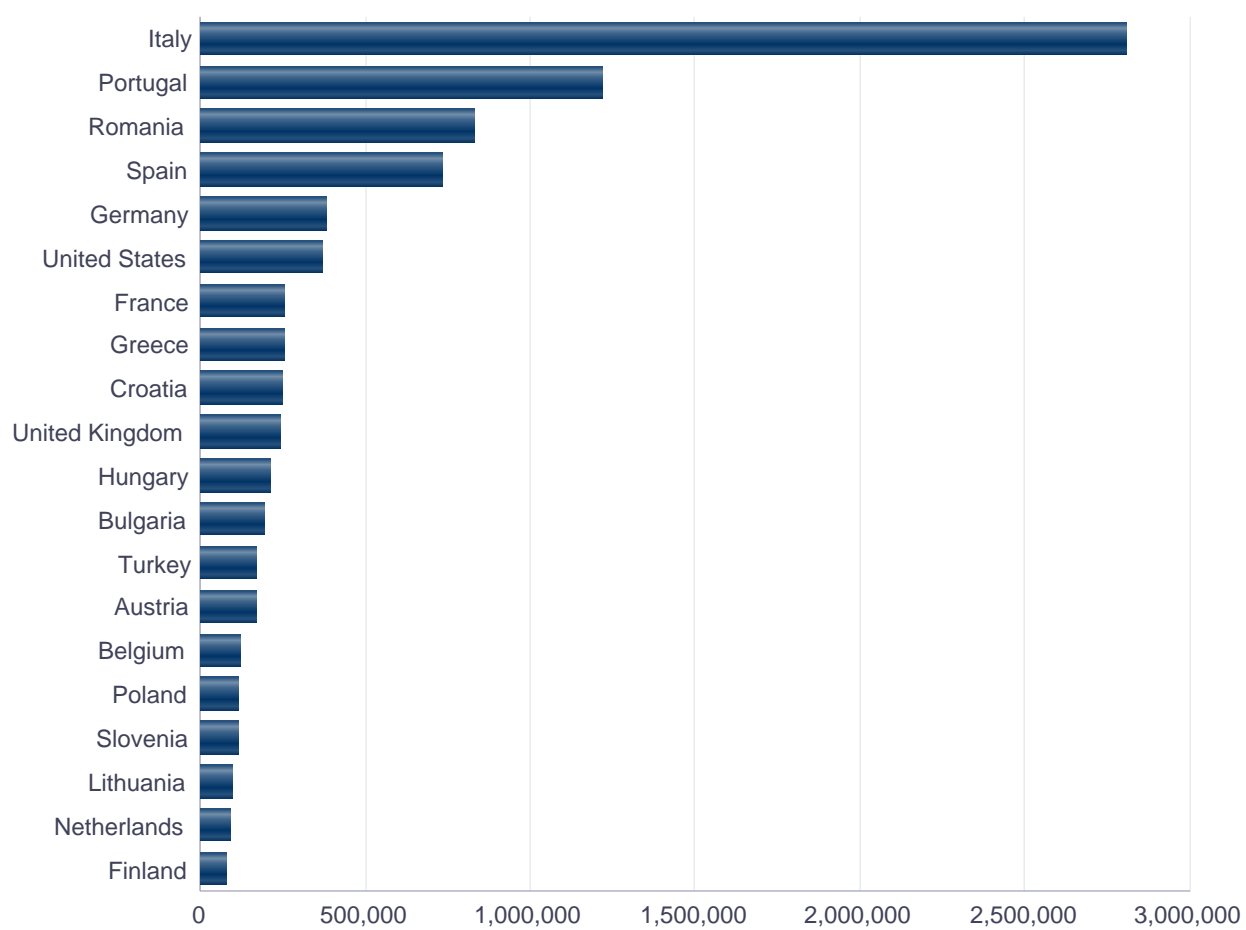
Months	Visits
January	2,373,388
February	2,222,936
March	2,427,144
April	1,889,998
May	2,154,140
June	1,934,398
<b>Total</b>	<b>13,002,004</b>

## Visits for the Europass portal during 2017

### Visits for 2017- Top 20 countries

Country	Visits
Italy	2,806,368
Portugal	1,219,235
Romania	827,853
Spain	731,858
Germany	384,116
United States	369,882
France	257,288
Greece	252,678
Croatia	246,933
United Kingdom	243,370
Hungary	211,226
Bulgaria	191,717
Turkey	170,520
Austria	167,696
Belgium	119,885
Poland	114,625
Slovenia	112,566
Lithuania	94,858
Netherlands	90,685
Finland	80,418
<b>Total</b>	<b>8,693,777</b>

### Visits for 2017- Top 20 countries



Downloads during 2017

Total downloads during 2017: 6,465,160

Downloads of examples (Europass Mobility, Certificate Supplement, Diploma Supplement) for 2017



Downloads of examples (Europass Mobility, Certificate Supplement, Diploma Supplement) for 2017

Months	ECS	EDS	EM	Total
January	3,684	4,748	4,488	12,920
February	3,428	4,782	3,666	11,876
March	3,489	4,858	3,945	12,292
April	2,821	3,781	2,565	9,167
May	3,434	4,525	3,119	11,078
June	2,702	4,205	2,738	9,645
<b>Total</b>	<b>19,558</b>	<b>26,899</b>	<b>20,521</b>	<b>66,978</b>

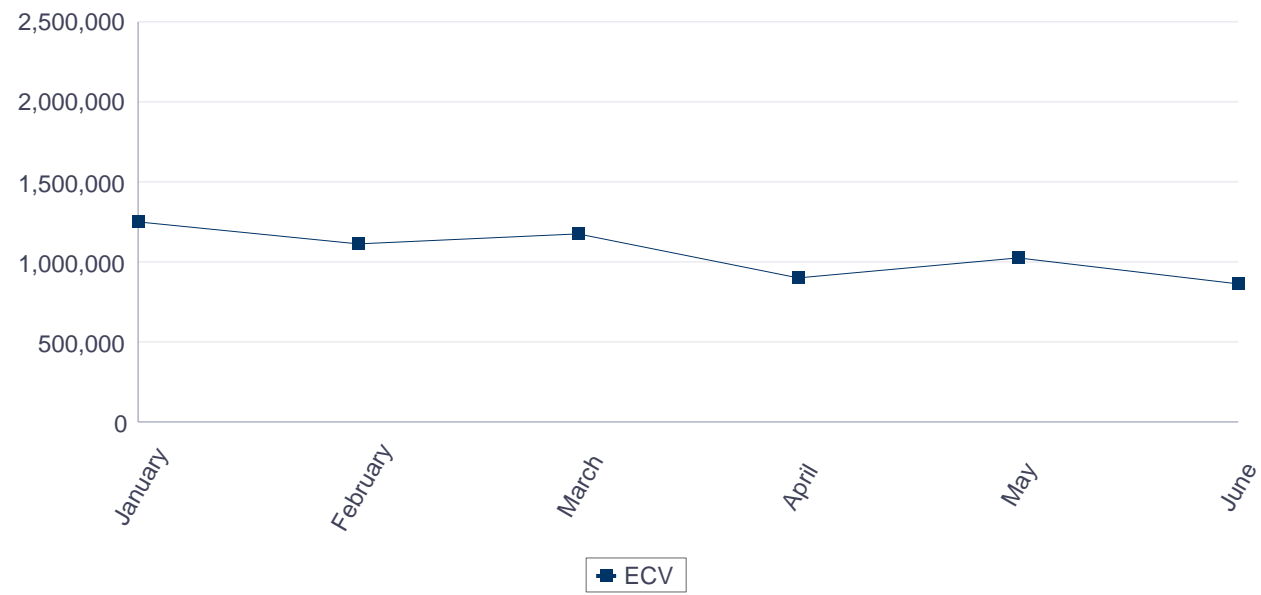


Downloads during 2017

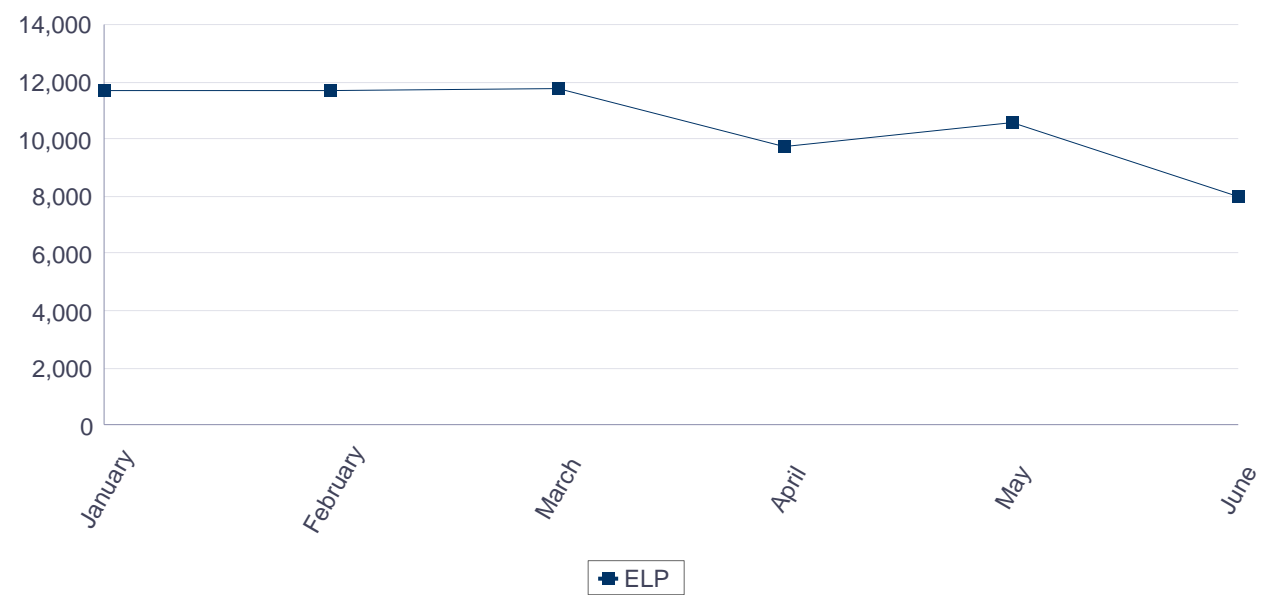
Downloads of Europass CV/ Language Passport examples, instructions and templates (2017)

Months	Total	ECV			ELP		
		Examples	Instructions	Template	Examples	Instructions	Template
January	1,258,588	258,748	200,073	788,056	3,786	3,146	4,779
February	1,128,275	233,362	186,327	696,884	3,597	3,001	5,104
March	1,192,294	250,977	194,129	735,418	3,662	3,018	5,090
April	908,265	185,219	152,399	560,925	3,342	2,329	4,051
May	1,036,619	207,138	166,888	651,989	3,451	2,486	4,667
June	874,141	175,505	142,652	548,006	2,789	1,955	3,234
<b>Total</b>	<b>1,310,949</b>	<b>1,042,468</b>	<b>3,981,278</b>	<b>20,627</b>	<b>15,935</b>	<b>26,925</b>	

Downloads of Europass CV examples, instructions and templates (2017)



Downloads of Europass Language Passport examples, instructions and templates (2017)



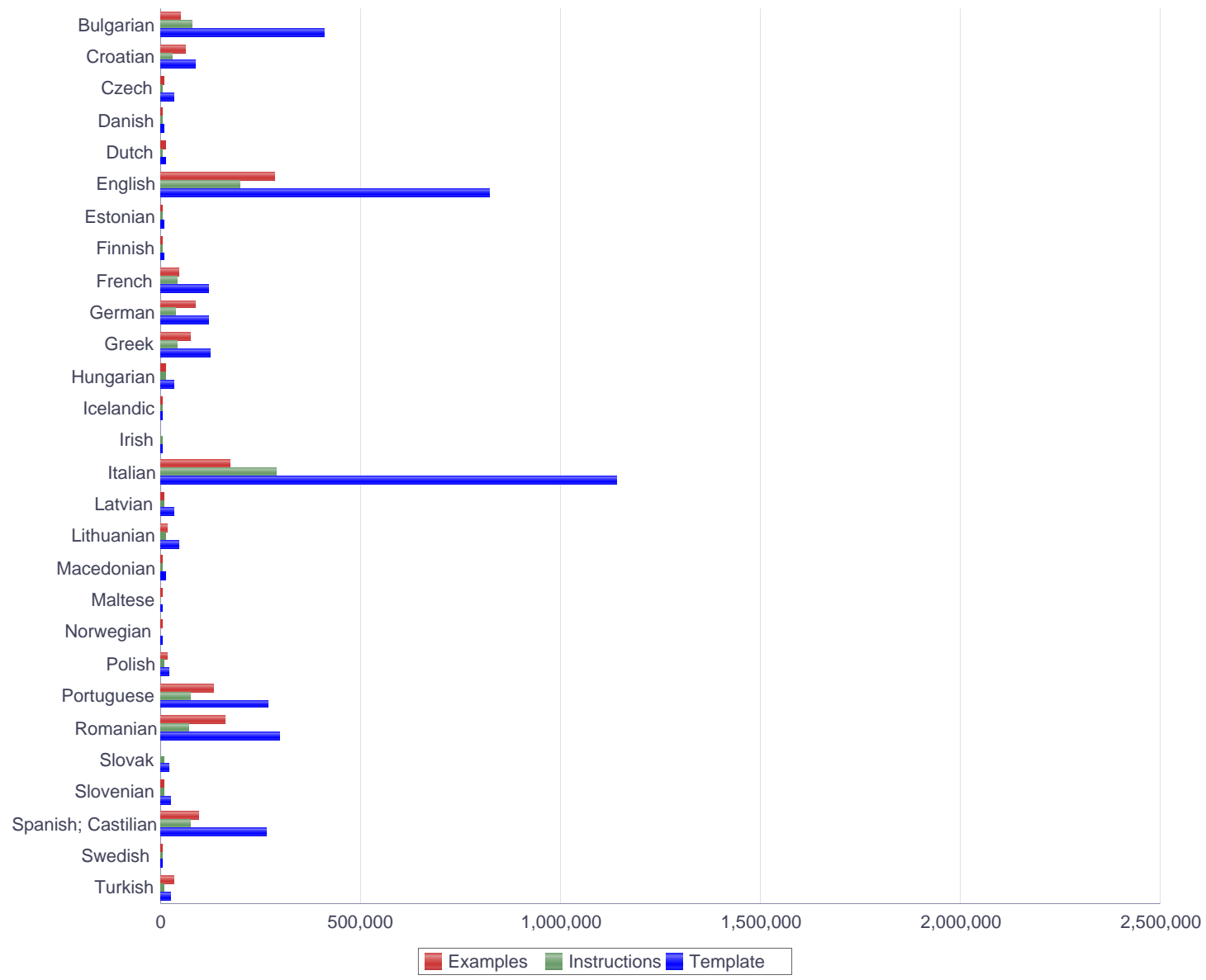
Downloads during 2017

Downloads of Europass CV/ Language Passport documents (2017, by language)

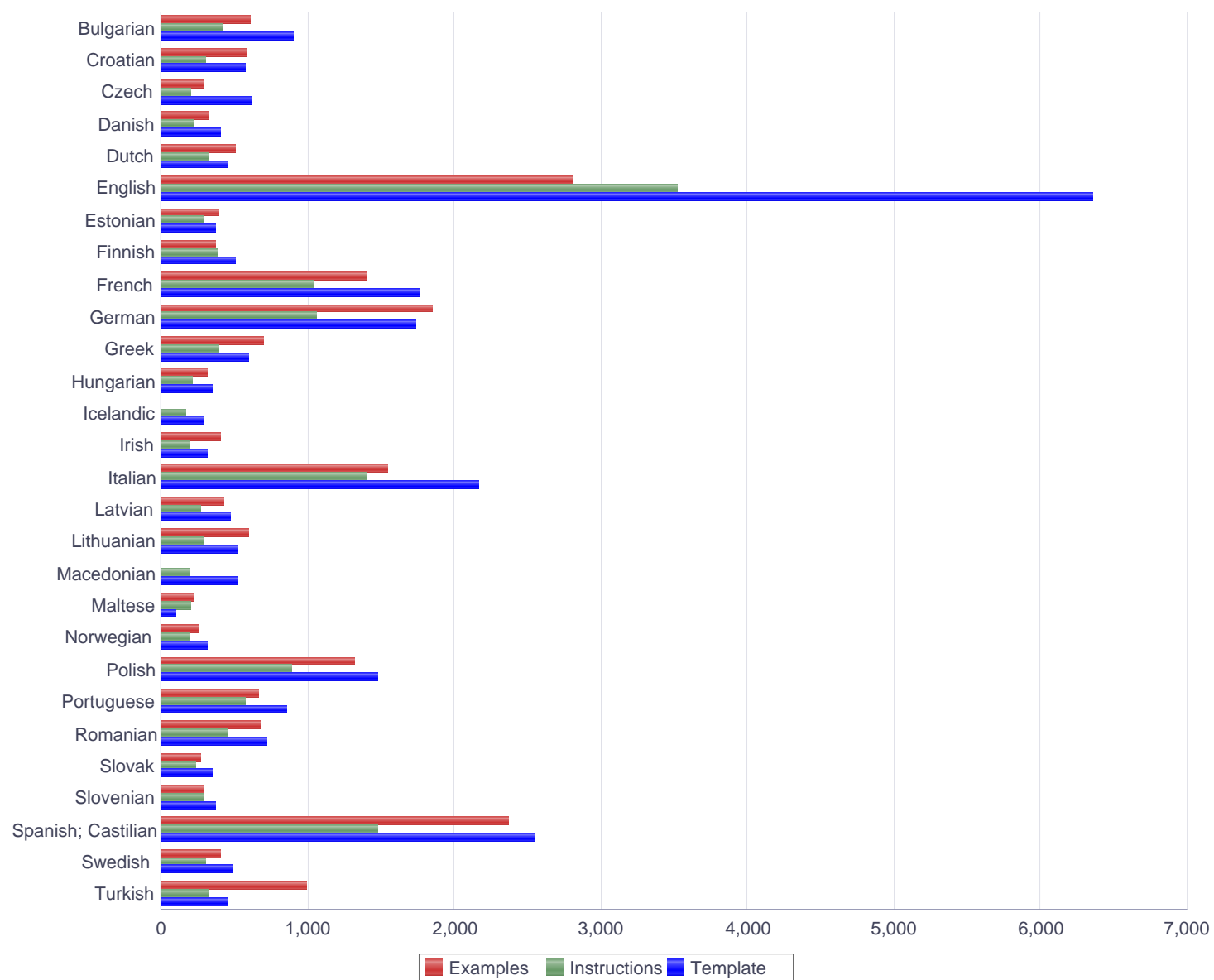
Language	Total	Examples		Instructions		Template	
		ECV	ELP	ECV	ELP	ECV	ELP
Bulgarian	540,277	47,654	606	80,091	422	410,603	901
Croatian	176,557	60,849	582	27,835	305	86,416	570
Czech	48,018	8,478	299	5,364	208	33,051	618
Danish	15,859	4,833	324	3,102	222	6,970	408
Dutch	27,290	11,895	507	3,804	327	10,302	455
English	1,320,926	284,099	2,812	200,180	3,518	823,960	6,357
Estonian	18,363	3,750	392	3,633	294	9,919	375
Finnish	17,589	5,007	373	2,998	383	8,325	503
French	209,867	44,172	1,404	41,450	1,034	120,049	1,758
German	247,591	85,956	1,851	37,096	1,060	119,892	1,736
Greek	241,675	73,824	701	42,397	398	123,759	596
Hungarian	57,082	10,989	313	10,554	209	34,664	353
Icelandic	10,247	2,453	0	2,124	173	5,205	292
Irish	9,372	1,583	409	2,246	194	4,624	316
Italian	1,609,928	172,986	1,552	290,488	1,398	1,141,340	2,164
Latvian	51,265	7,720	425	9,394	273	32,980	473
Lithuanian	78,014	17,324	596	13,487	299	45,785	523
Macedonian	23,923	4,017	0	4,883	195	14,310	518
Maltese	10,138	4,651	224	1,389	198	3,579	97
Norwegian	11,189	4,241	262	1,854	194	4,318	320
Polish	49,515	16,249	1,317	9,416	888	20,165	1,480
Portuguese	476,876	132,519	662	75,540	577	266,724	854
Romanian	530,007	160,676	679	71,621	457	295,847	727
Slovak	29,388	0	272	7,200	236	21,332	348
Slovenian	41,104	9,747	298	6,653	289	23,744	373
Spanish; Castilian	444,822	96,563	2,370	76,371	1,478	265,486	2,554
Swedish	15,323	6,117	406	2,213	304	5,794	489
Turkish	67,248	32,597	991	9,085	329	23,793	453
<b>Total</b>		<b>1,310,949</b>	<b>20,627</b>	<b>1,042,468</b>	<b>15,862</b>	<b>3,962,936</b>	<b>26,611</b>

Downloads during 2017

Downloads of Europass CV examples, instructions and templates (2017, by language)

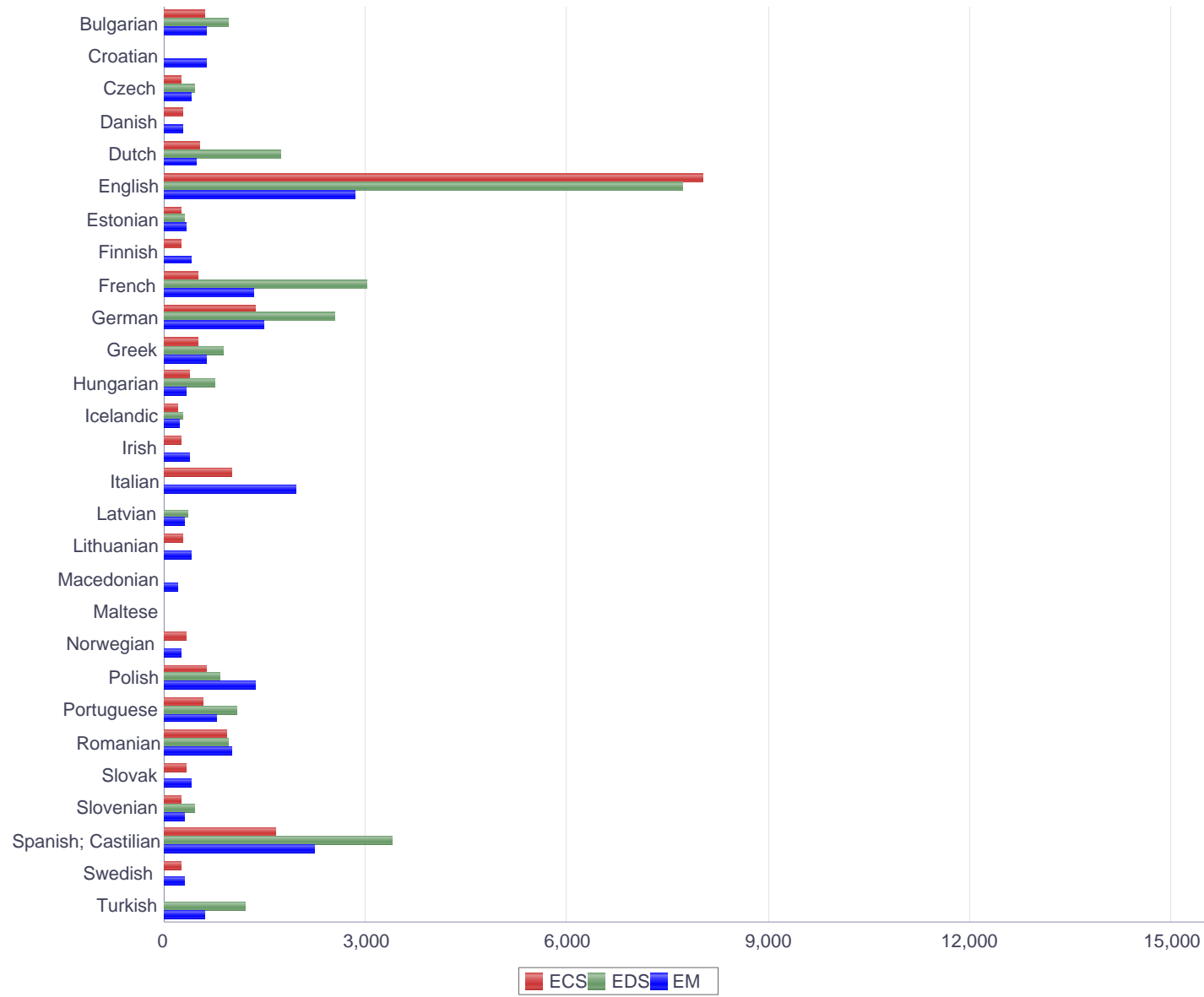


Downloads of Europass Language Passport examples, instructions and templates (2017, by language)



Downloads during 2017

Downloads of examples (Europass Mobility, Certificate Supplement, Diploma Supplement) for 2017, by language



Language	ECS	EDS	EM	Total
Bulgarian	612	945	639	2,196
Croatian	0	0	630	630
Czech	256	453	411	1,120
Danish	271	0	267	538
Dutch	538	1,737	487	2,762
English	8,022	7,719	2,840	18,581
Estonian	254	307	331	892
Finnish	239	0	392	631
French	497	3,012	1,339	4,848
German	1,355	2,541	1,496	5,392
Greek	495	881	635	2,011
Hungarian	369	748	326	1,443
Icelandic	207	267	225	699
Irish	245	0	383	628
Italian	999	0	1,963	2,962
Latvian	0	358	312	670
Lithuanian	288	0	413	701
Macedonian	0	0	202	202
Maltese	0	0	0	0
Norwegian	321	0	253	574
Polish	617	837	1,369	2,823
Portuguese	581	1,086	784	2,451
Romanian	931	963	1,014	2,908
Slovak	324	0	393	717
Slovenian	241	465	294	1,000
Spanish; Castilian	1,656	3,385	2,228	7,269
Swedish	240	0	303	543
Turkish	0	1,195	592	1,787
<b>Total</b>	<b>19,558</b>	<b>26,899</b>	<b>20,521</b>	<b>66,978</b>