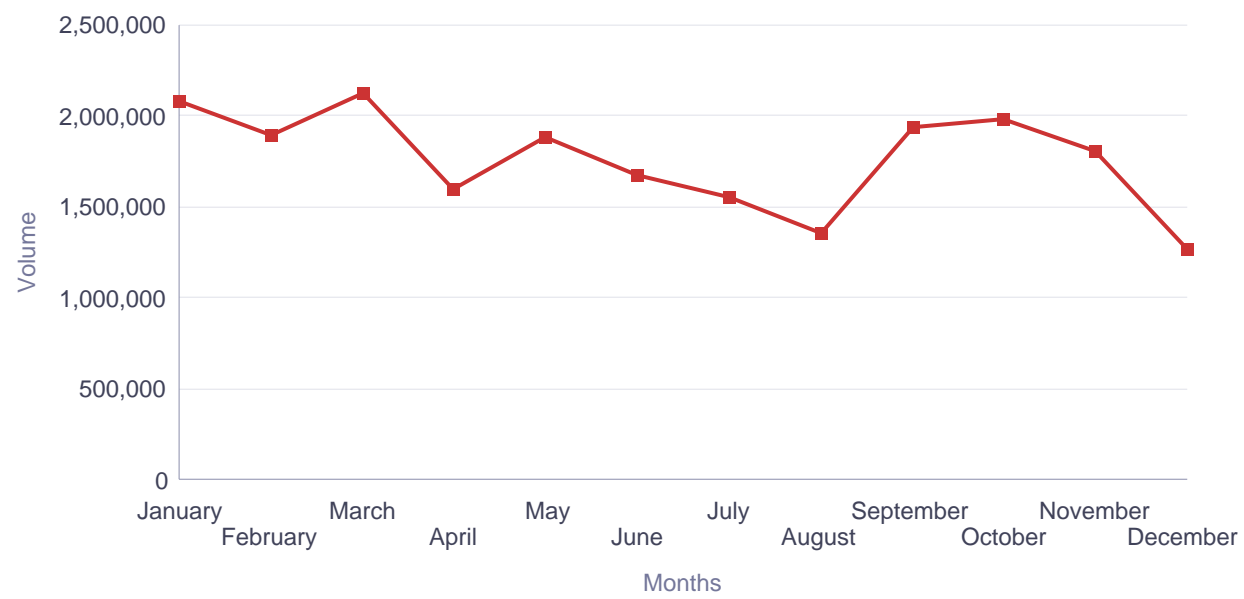


Europass website activity report 2017

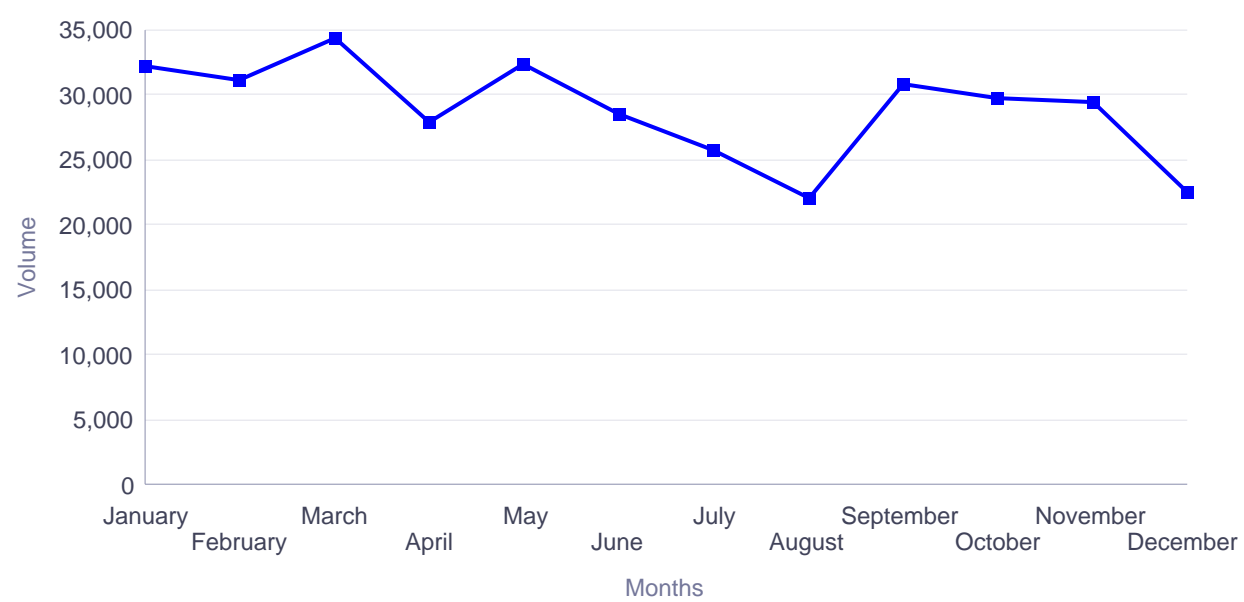
Europass CVs, Language Passports completed online during 2017

ECVs, ELPs completed online during 2017

ECVs completed online during 2017



ELPs completed online during 2017



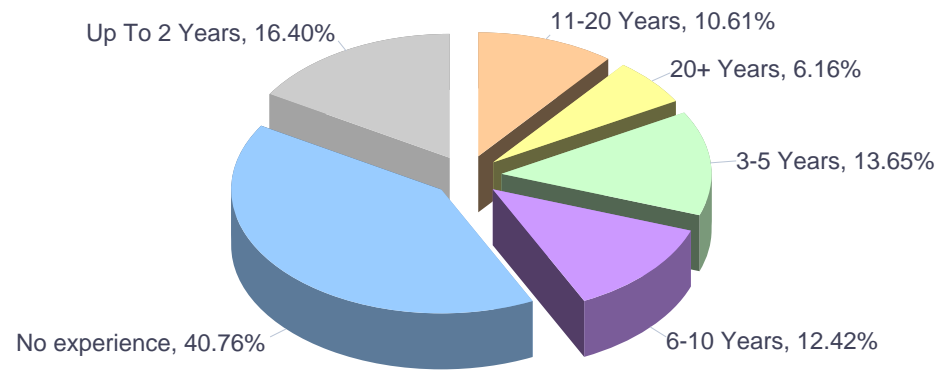
Europass CVs and Language Passports completed online (2017, by month)

Months	ECV	ELP	Total
January	2,081,823	32,179	2,114,002
February	1,897,063	31,212	1,928,275
March	2,120,736	34,340	2,155,076
April	1,597,114	27,979	1,625,093
May	1,878,715	32,311	1,911,026
June	1,679,491	28,490	1,707,981
July	1,557,884	25,756	1,583,640
August	1,358,959	22,095	1,381,054
September	1,933,352	30,842	1,964,194
October	1,987,485	29,817	2,017,302
November	1,810,402	29,443	1,839,845
December	1,262,759	22,470	1,285,229
Total	21,165,783	346,934	21,512,717

Europass CVs, Language Passports completed online during 2017

Years of work experience of Europass CV online users (2017)

Years of work experience of Europass online CV users (2017)



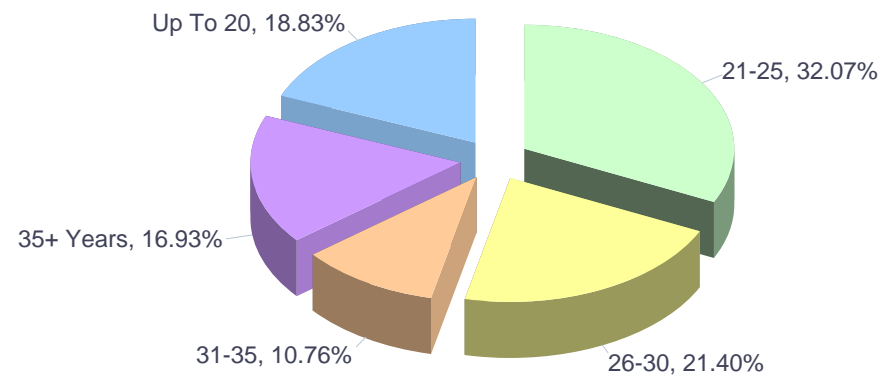
Years of work experience of Europass online CV users (2017, by month)

Months	No experience	Up To 2 Years	3-5 Years	6-10 Years	11-20 Years	20+ Years	Total
January	918,705	383,768	318,768	292,530	240,732	138,843	2,293,346
February	834,771	349,461	291,593	267,949	225,657	129,451	2,098,882
March	992,747	384,252	313,630	281,310	240,717	140,522	2,353,178
April	728,195	290,322	243,219	221,877	187,131	108,478	1,779,222
May	886,912	333,627	277,617	251,044	216,361	123,893	2,089,454
June	785,089	298,746	248,382	223,123	189,639	112,573	1,857,552
July	696,167	274,988	233,835	215,245	187,451	110,910	1,718,596
August	558,451	249,741	216,713	201,877	177,189	100,459	1,504,430
September	850,902	348,169	291,506	265,161	231,253	132,899	2,119,890
October	894,469	359,612	295,365	275,256	227,934	134,038	2,186,674
November	824,197	334,481	272,070	244,128	210,983	122,201	2,008,060
December	578,750	235,146	194,802	170,576	151,075	87,721	1,418,070
Total	9,549,355	3,842,313	3,197,500	2,910,076	2,486,122	1,441,988	23,427,354

Europass CVs, Language Passports completed online during 2017

Age of Europass CV online users (2017)

Age of Europass CV online users (2017)



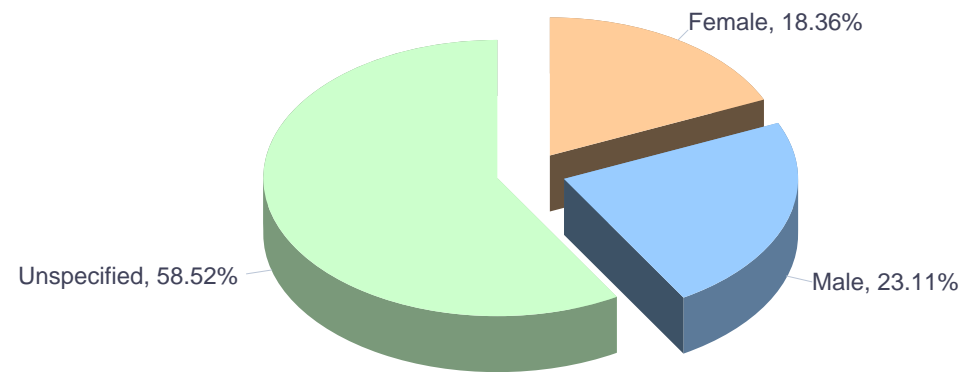
Age of Europass CV online users (2017, by month)

Months	Up To 20	21-25	26-30	31-35	35+ Years	Total
January	185,129	369,180	237,815	113,270	169,473	1,074,867
February	175,291	312,581	215,664	103,086	162,573	969,195
March	218,286	358,011	228,646	111,458	175,220	1,091,621
April	151,197	263,587	175,783	87,263	136,266	814,096
May	202,907	300,785	200,656	99,122	157,182	960,652
June	167,964	273,058	183,109	92,430	139,836	856,397
July	141,546	260,752	173,229	91,633	142,393	809,553
August	100,246	228,703	161,440	83,984	132,091	706,464
September	182,214	318,539	214,412	106,083	172,048	993,296
October	221,716	345,682	229,789	123,527	188,628	1,109,342
November	215,102	313,277	210,843	107,676	177,018	1,023,916
December	137,055	229,265	153,667	79,627	134,152	733,766
Total	2,098,653	3,573,420	2,385,053	1,199,159	1,886,880	11,143,165

Europass CVs, Language Passports completed online during 2017

Europass CV online users by gender (2017)

Europass CV online users by gender (2017)



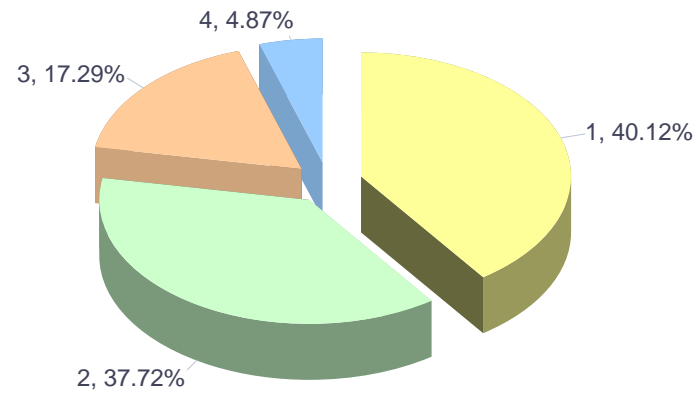
Europass CV online users by gender (2017, by month)

Months	Female	Male	Unspecified	Total
January	402,943	538,110	1,352,463	2,293,516
February	370,179	477,326	1,251,545	2,099,050
March	419,825	537,468	1,396,068	2,353,361
April	310,797	398,761	1,069,841	1,779,399
May	375,067	463,083	1,251,550	2,089,700
June	328,561	416,314	1,112,929	1,857,804
July	305,133	405,927	1,007,825	1,718,885
August	276,388	339,942	888,422	1,504,752
September	402,964	462,249	1,254,971	2,120,184
October	436,566	521,713	1,228,748	2,187,027
November	400,393	490,412	1,117,531	2,008,336
December	273,698	364,101	780,528	1,418,327
Total	4,302,514	5,415,406	13,712,421	23,430,341

Europass CVs, Language Passports completed online during 2017

Number of foreign languages spoken by users of Europass online (2017)

Number of foreign languages spoken by users of Europass online (2017)



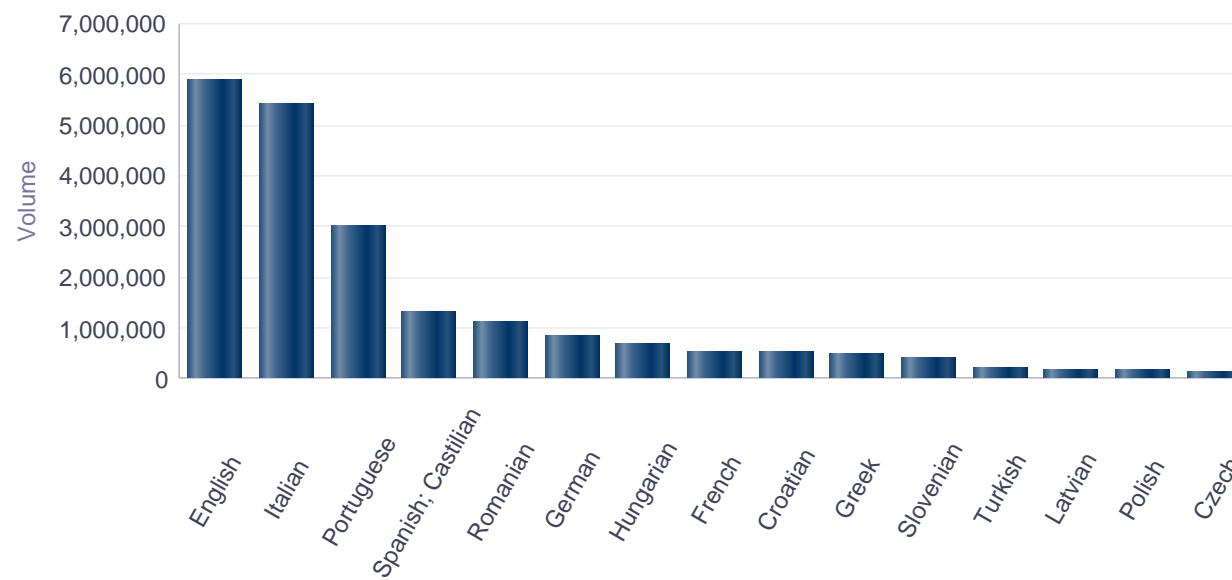
Number of foreign languages spoken by users of Europass online (2017, by month)

Months	1	2	3	4	Total
January	767,653	715,821	335,221	97,063	1,915,758
February	705,666	661,655	313,252	88,870	1,769,443
March	798,659	754,136	345,018	95,495	1,993,308
April	597,971	564,120	268,568	76,675	1,507,334
May	713,005	667,387	303,590	85,702	1,769,684
June	640,559	589,532	265,383	76,466	1,571,940
July	591,340	545,830	250,608	70,095	1,457,873
August	505,331	479,322	223,170	65,226	1,273,049
September	729,128	680,670	306,931	82,874	1,799,603
October	741,586	708,756	314,773	85,938	1,851,053
November	677,350	650,436	289,303	80,475	1,697,564
December	472,869	447,025	205,738	59,897	1,185,529
Total	7,941,117	7,464,690	3,421,555	964,776	19,792,138

Europass CVs, Language Passports completed online during 2017

Europass CVs, Language Passports completed online (2017, Top 15 languages)

ECVs, ELPs completed online (2017, Top 15 languages)



ECVs, ELPs completed online (2017, Top 15 languages)

Document Language	ECV
English	5,715,806
Italian	5,350,510
Portuguese	2,994,311
Spanish; Castilian	1,290,487
Romanian	1,110,480
German	808,767
Hungarian	696,924
French	521,068
Croatian	520,906
Greek	466,224
Slovenian	384,588
Turkish	201,735
Latvian	177,501
Polish	162,763
Czech	143,064
(Others)	617,382
Total	21,162,516

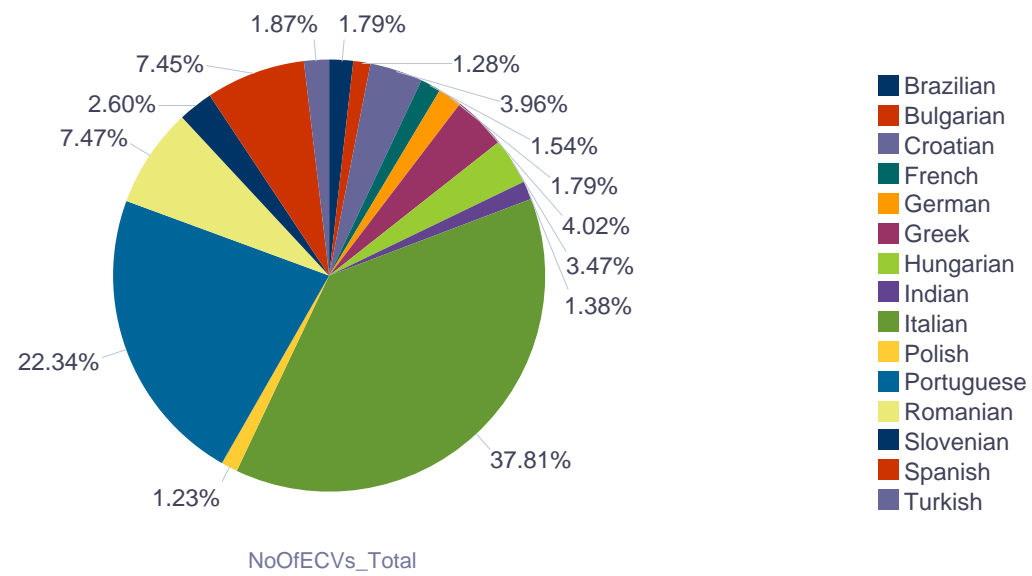
Document Language	ELP
English	147,900
Italian	64,105
German	26,714
Spanish; Castilian	23,439
Portuguese	22,683
French	13,665
Polish	7,075
Slovenian	6,089
Romanian	5,658
Turkish	5,134
Croatian	5,012
Hungarian	4,502
Greek	4,494
Bulgarian	2,036
Dutch	1,782
(Others)	6,644
Total	346,932

Document Language	TOTAL
English	5,863,706
Italian	5,414,615
Portuguese	3,016,994
Spanish; Castilian	1,313,926
Romanian	1,116,138
German	835,481
Hungarian	701,426
French	534,733
Croatian	525,918
Greek	470,718
Slovenian	390,677
Turkish	206,869
Latvian	178,537
Polish	169,838
Czech	144,410
(Others)	625,462
Total	21,509,448

Europass CVs, Language Passports completed online during 2017

Europass CVs completed online (2017, Top 15 nationalities)

ECVs completed online (2017, Top 15 nationalities)

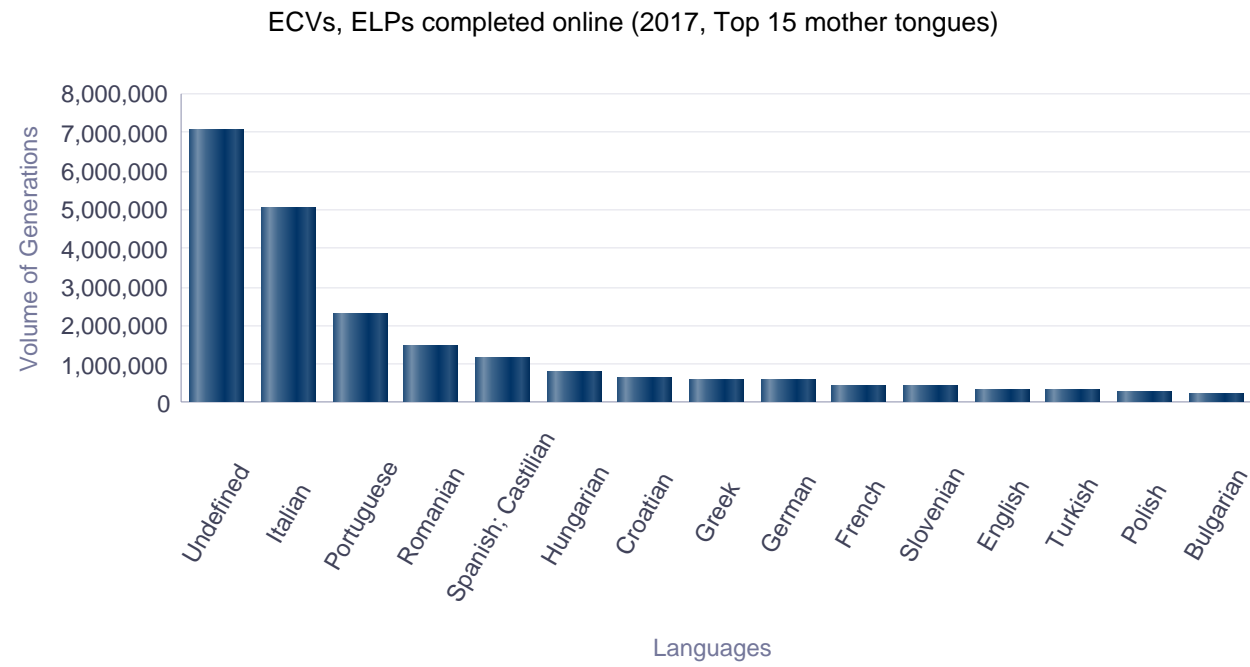


ECVs completed online (2017, Top 15 nationalities)

Nationality	ECV
Italian	2,595,780
Portuguese	1,534,062
Romanian	512,933
Spanish	511,205
Greek	275,894
Croatian	271,560
Hungarian	238,311
Slovenian	178,698
Turkish	128,395
German	122,981
Brazilian	122,784
French	106,044
Indian	94,544
Bulgarian	88,038
Polish	84,544
(Others)	1,869,050
Total	8,734,823

Europass CVs, Language Passports completed online during 2017

Europass CVs, Language Passports completed online (2017, Top 15 mother tongues)



ECVs, ELPs completed online (2017, Top 15 mother tongues)

Mother Language	ECV
Undefined	6,962,227
Italian	4,952,858
Portuguese	2,269,372
Romanian	1,433,008
Spanish; Castilian	1,133,424
Hungarian	813,248
Croatian	627,312
Greek	581,176
German	557,719
French	423,625
Slovenian	411,265
English	344,396
Turkish	316,621
Polish	246,049
Bulgarian	221,403
(Others)	1,028,465
Total	22,322,168

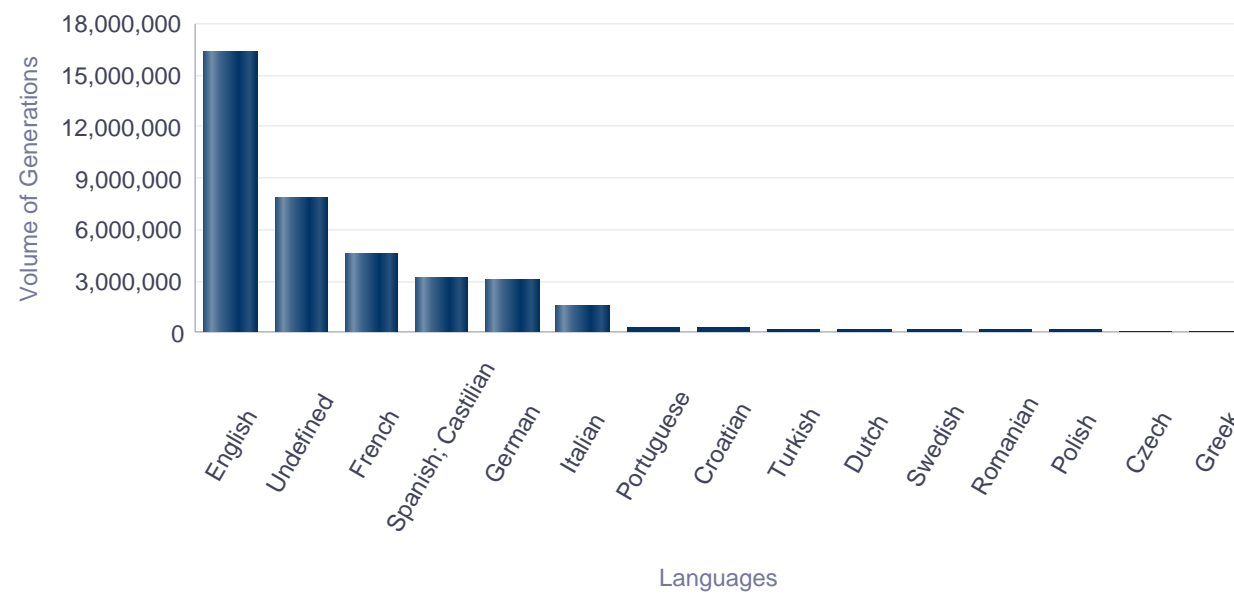
Mother Language	ELP
Undefined	86,833
Italian	82,095
Spanish; Castilian	35,972
German	27,003
Portuguese	26,498
French	14,676
Turkish	14,268
Polish	12,972
Greek	11,324
Romanian	11,149
Croatian	8,598
Hungarian	7,945
Slovenian	7,652
English	7,275
Bulgarian	4,443
(Others)	17,274
Total	375,977

Mother Language	TOTAL
Undefined	7,049,060
Italian	5,034,953
Portuguese	2,295,870
Romanian	1,444,157
Spanish; Castilian	1,169,396
Hungarian	821,193
Croatian	635,910
Greek	592,500
German	584,722
French	438,301
Slovenian	418,917
English	351,671
Turkish	330,889
Polish	259,021
Bulgarian	225,846
(Others)	1,045,739
Total	22,698,145

Europass CVs, Language Passports completed online during 2017

Europass CVs, Language Passports completed online (2017, Top 15 foreign languages)

ECVs, ELPs completed online (2017, Top 15 foreign languages)



ECVs, ELPs completed online (2017, Top 15 foreign languages)

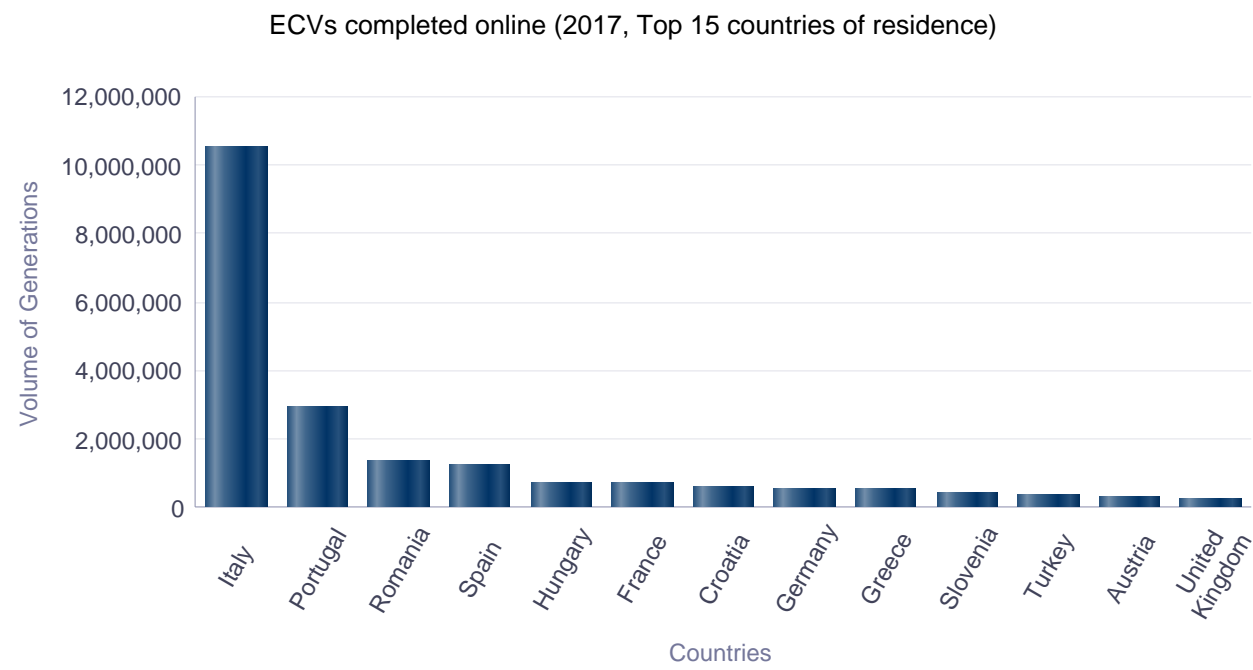
Foreign Language	ECV
English	15,965,601
Undefined	7,728,297
French	4,502,924
Spanish; Castilian	3,151,817
German	3,023,682
Italian	1,561,003
Portuguese	318,898
Croatian	242,214
Turkish	161,724
Dutch	159,301
Swedish	141,065
Romanian	125,140
Polish	111,734
Czech	73,856
Greek	69,178
(Others)	396,506
Total	37,732,940

Foreign Language	ELP
English	314,377
French	98,981
Undefined	98,856
German	77,474
Spanish; Castilian	75,432
Italian	30,491
Portuguese	9,582
Dutch	5,301
Croatian	4,661
Swedish	4,616
Turkish	4,082
Polish	3,156
Greek	1,946
Romanian	1,858
Czech	1,542
(Others)	9,182
Total	741,537

Foreign Language	TOTAL
English	16,279,978
Undefined	7,827,153
French	4,601,905
Spanish; Castilian	3,227,249
German	3,101,156
Italian	1,591,494
Portuguese	328,480
Croatian	246,875
Turkish	165,806
Dutch	164,602
Swedish	145,681
Romanian	126,998
Polish	114,890
Czech	75,398
Greek	71,124
(Others)	405,688
Total	38,474,477

Europass CVs, Language Passports completed online during 2017

Europass CVs completed online (2017, Top 15 countries of residence)

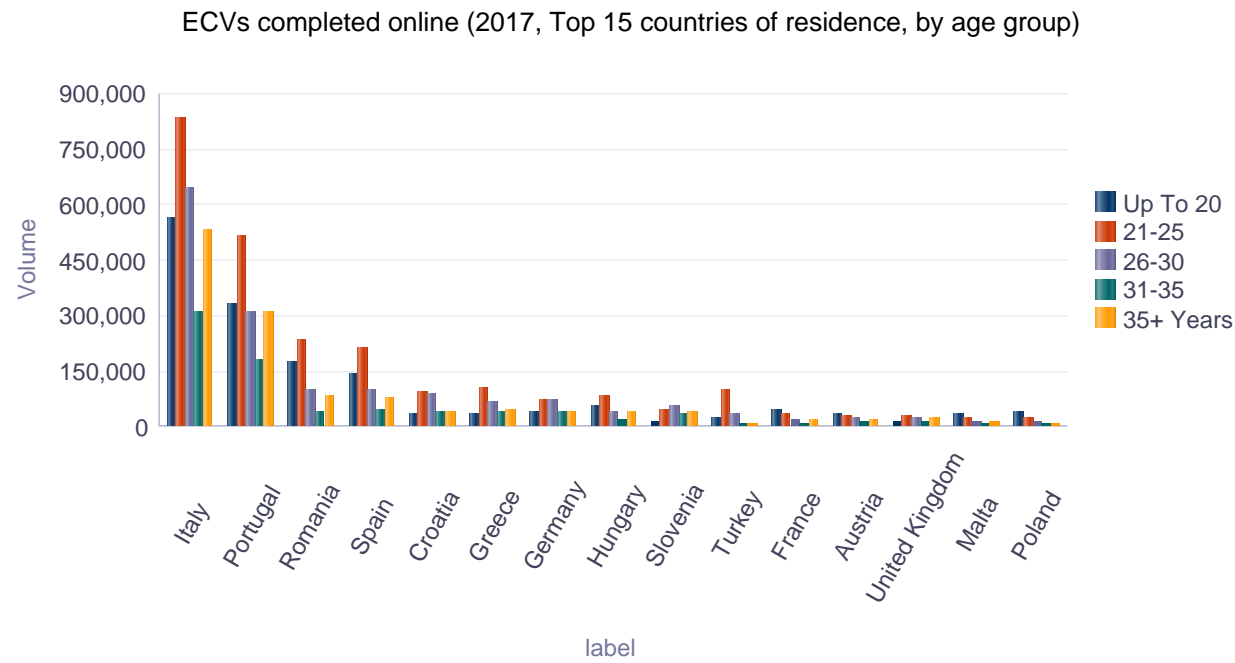


ECVs completed online (2017, Top 15 countries of residence)

Country	ECV
Italy	5,245,163
Portugal	2,937,228
Romania	1,346,112
Spain	1,245,934
Hungary	699,668
Croatia	572,996
Germany	552,358
Greece	516,079
Slovenia	424,351
France	343,953
Turkey	341,216
Austria	285,296
United Kingdom	252,065
Poland	240,283
Malta	199,702
(Others)	3,467,129
Total	15,398,820

Europass CVs, Language Passports completed online during 2017

Europass CVs completed online (2017, Top 15 countries of residence, by age group)



ECVs completed online (2017, Top 15 countries of residence, by age group)

Countries	Up To 20	21-25	26-30	31-35	35+ Years	Subtotal
Austria	36,507	30,178	24,505	12,187	20,286	123,663
Germany	38,877	71,142	70,434	38,096	38,968	257,517
Spain	139,849	212,695	101,110	45,671	80,089	579,414
France	46,496	33,325	15,861	9,855	19,215	124,752
United Kingdom	11,552	28,160	23,566	11,969	23,980	99,227
Greece	36,100	104,814	66,093	37,687	45,638	290,332
Croatia	34,821	93,564	86,657	37,380	40,616	293,038
Hungary	56,936	81,174	41,719	18,576	41,626	240,031
Italy	564,929	832,117	643,299	308,431	528,191	2,876,967
Malta	32,599	25,080	15,303	7,939	12,623	93,544
Poland	37,392	24,292	14,070	8,474	8,404	92,632
Portugal	328,949	515,926	308,395	178,106	308,949	1,640,325
Romania	174,384	232,909	97,521	42,482	81,035	628,331
Slovenia	14,964	45,688	55,478	32,343	38,357	186,830
Turkey	23,797	98,517	32,603	8,644	6,717	170,278
Subtotal	1,578,152	2,429,581	1,596,614	797,840	1,294,694	7,696,881

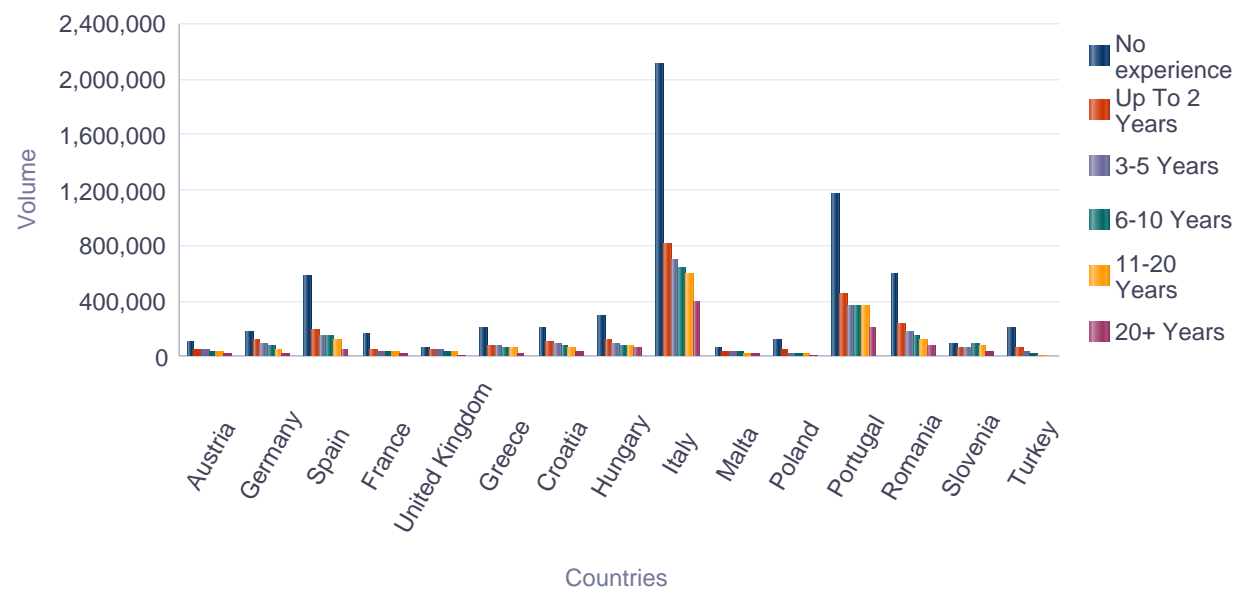
Countries	Up To 20	21-25	26-30	31-35	35+ Years	Subtotal
(Others)	252,173	626,797	377,065	164,703	201,498	1,622,236

Countries	Up To 20	21-25	26-30	31-35	35+ Years	Subtotal
Total	1,830,325	3,056,378	1,973,679	962,543	1,496,192	9,319,117

Europass CVs, Language Passports completed online during 2017

Europass CVs completed online (2017, Top 15 countries of residence, by work experience)

Europass CVs completed online (2017, Top 15 countries of residence, by work experience)



ECVs completed online (2017, Top 15 countries of residence, by work experience)

Countries	No experience	Up To 2 Years	3-5 Years	6-10 Years	11-20 Years	20+ Years	Total
Austria	106,460	43,513	44,829	37,029	32,008	21,457	285,296
Germany	178,802	123,398	92,077	77,890	53,508	26,518	552,193
Spain	578,316	198,952	152,170	145,063	117,785	53,642	1,245,928
France	168,485	54,118	40,287	30,132	31,564	19,366	343,952
United Kingdom	66,231	55,789	47,945	39,283	33,762	9,055	252,065
Greece	206,386	81,170	71,774	70,345	59,210	27,194	516,079
Croatia	203,816	105,086	90,069	82,739	63,391	27,894	572,995
Hungary	286,314	122,321	89,459	73,008	71,722	56,844	699,668
Italy	2,097,389	814,275	699,720	642,662	591,513	399,261	5,244,820
Malta	67,088	34,180	33,374	27,661	21,934	15,465	199,702
Poland	122,718	43,877	27,083	22,407	15,871	8,327	240,283
Portugal	1,171,316	449,289	369,900	371,943	364,411	209,955	2,936,814
Romania	599,790	232,126	173,748	147,771	117,455	75,198	1,346,088
Slovenia	94,387	59,155	68,977	88,036	76,111	37,684	424,350
Turkey	203,522	62,072	37,846	22,975	11,678	3,123	341,216
Subtotal	6,151,020	2,479,321	2,039,258	1,878,944	1,661,923	990,983	15,201,449

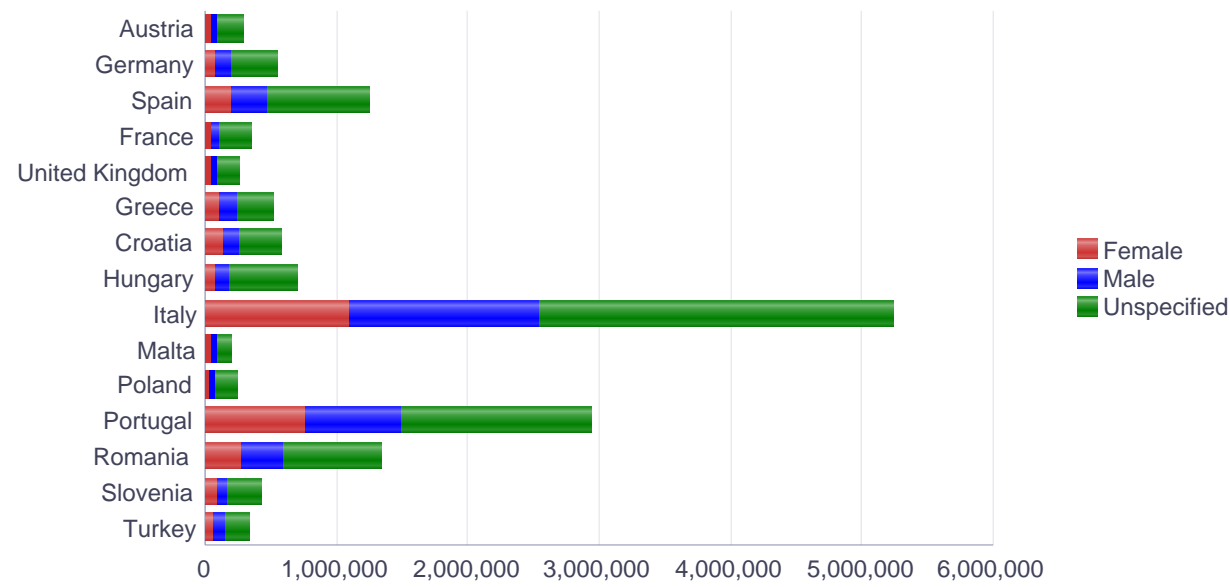
Countries	No experience	Up To 2 Years	3-5 Years	6-10 Years	11-20 Years	20+ Years	Total
(Others)	1,299,117	681,984	566,810	460,627	304,631	153,931	3,467,100

Countries	No experience	Up To 2 Years	3-5 Years	6-10 Years	11-20 Years	20+ Years	Total
Total	7,450,137	3,161,305	2,606,068	2,339,571	1,966,554	1,144,914	18,668,549

Europass CVs, Language Passports completed online during 2017

Europass CVs completed online (2017, Top 15 countries of residence, by gender)

ECVs completed online (2017, Top 15 countries of residence, by gender)



ECVs completed online (2017, Top 15 countries of residence, by gender)

Countries	Female	Male	Unspecified	Subtotal
Austria	43,906	52,050	189,340	285,296
Germany	76,902	128,033	347,423	552,358
Spain	200,595	276,495	768,844	1,245,934
France	45,404	58,991	239,558	343,953
United Kingdom	42,831	48,843	160,391	252,065
Greece	111,380	126,448	278,251	516,079
Croatia	133,394	121,820	317,782	572,996
Hungary	82,173	94,815	522,680	699,668
Italy	1,101,979	1,441,111	2,702,073	5,245,163
Malta	43,426	46,323	109,953	199,702
Poland	31,854	47,305	161,124	240,283
Portugal	757,104	730,876	1,449,248	2,937,228
Romania	267,102	323,898	755,112	1,346,112
Slovenia	90,165	71,298	262,888	424,351
Turkey	56,402	93,726	191,088	341,216
Subtotal	3,084,617	3,662,032	8,455,755	15,202,404

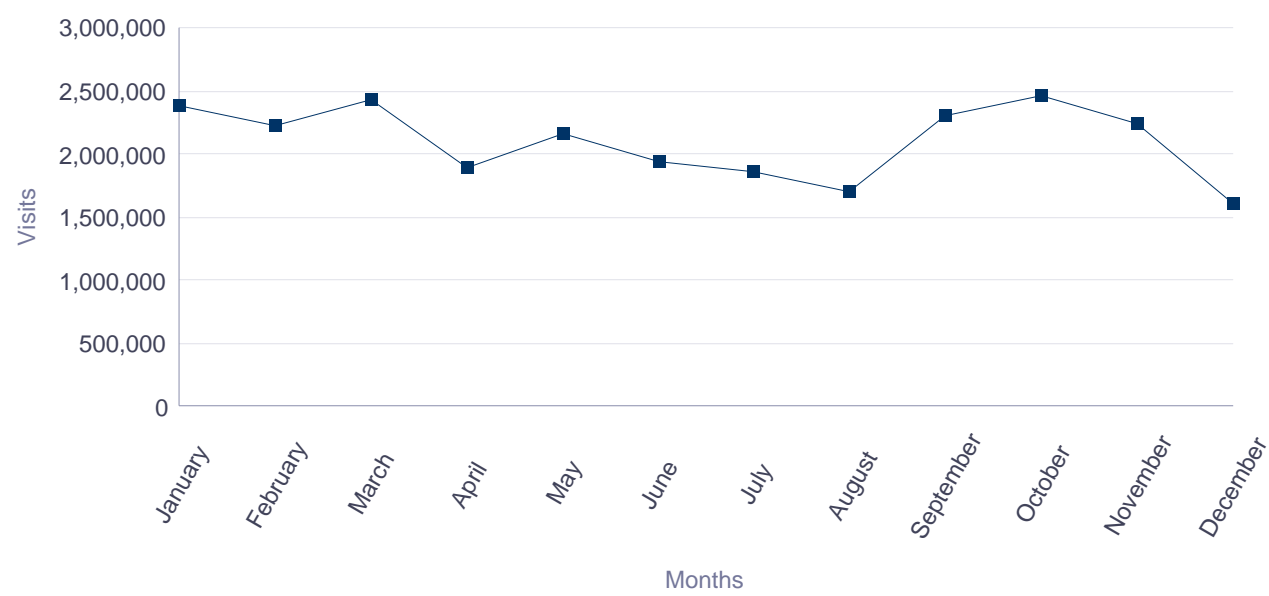
Countries	Female	Male	Unspecified	Subtotal
(Others)	559,681	904,299	2,003,149	3,467,129

Countries	Female	Male	Unspecified	Subtotal
Total	3,644,298	4,566,331	10,458,904	18,669,533

Visits for the Europass portal during 2017

Total visits during 2017: 25,146,876

Visits per month during 2017



Visits per month during 2017

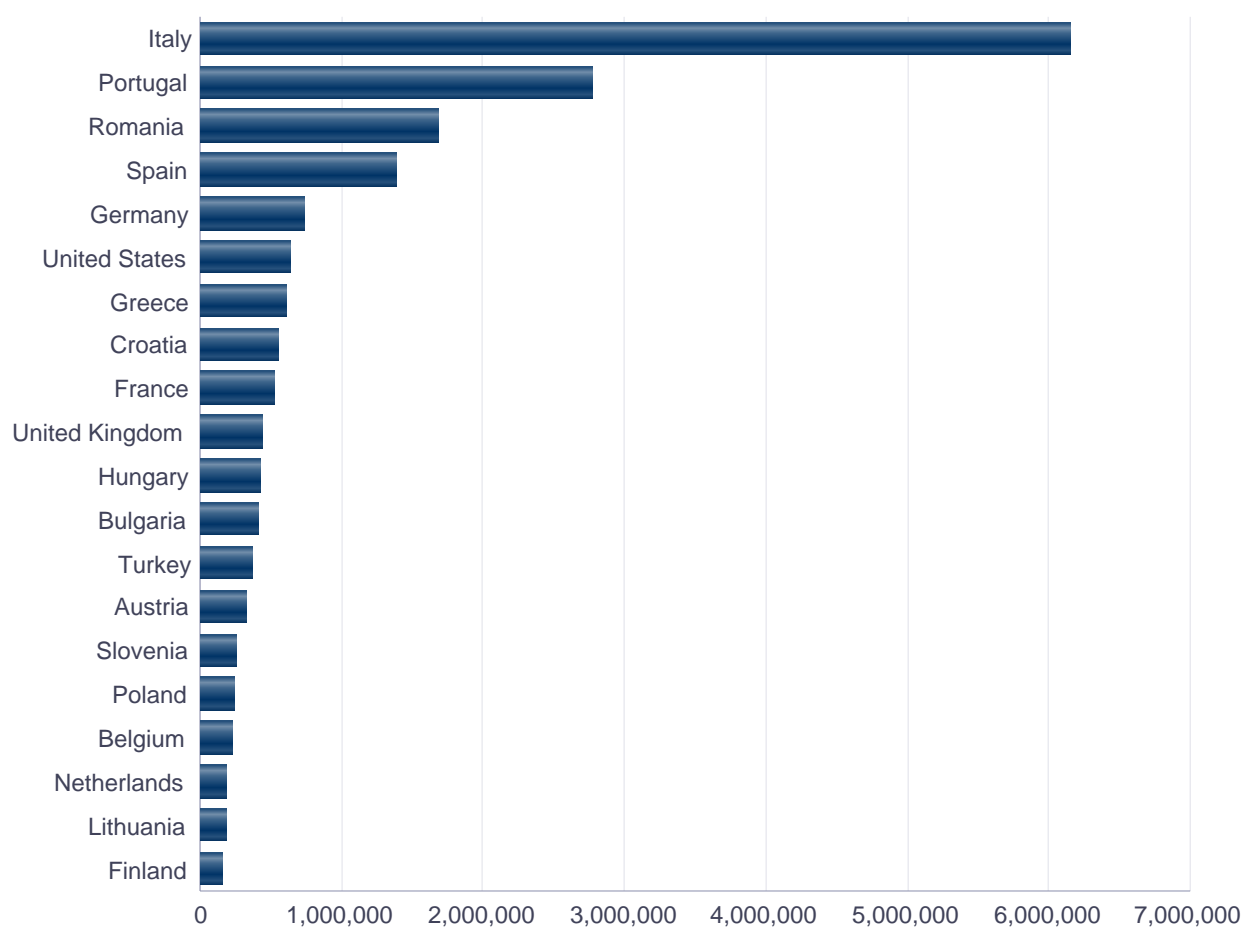
Months	Visits
January	2,373,388
February	2,222,936
March	2,427,144
April	1,889,998
May	2,154,140
June	1,934,398
July	1,854,501
August	1,696,794
September	2,295,239
October	2,452,678
November	2,243,635
December	1,602,025
Total	25,146,876

Visits for the Europass portal during 2017

Visits for 2017- Top 20 countries

Country	Visits
Italy	6,147,931
Portugal	2,770,194
Romania	1,680,334
Spain	1,385,195
Germany	741,425
United States	634,710
Greece	603,057
Croatia	546,178
France	516,897
United Kingdom	443,489
Hungary	427,147
Bulgaria	411,454
Turkey	367,414
Austria	320,261
Slovenia	251,714
Poland	243,276
Belgium	229,996
Netherlands	184,913
Lithuania	179,487
Finland	161,918
Total	18,246,990

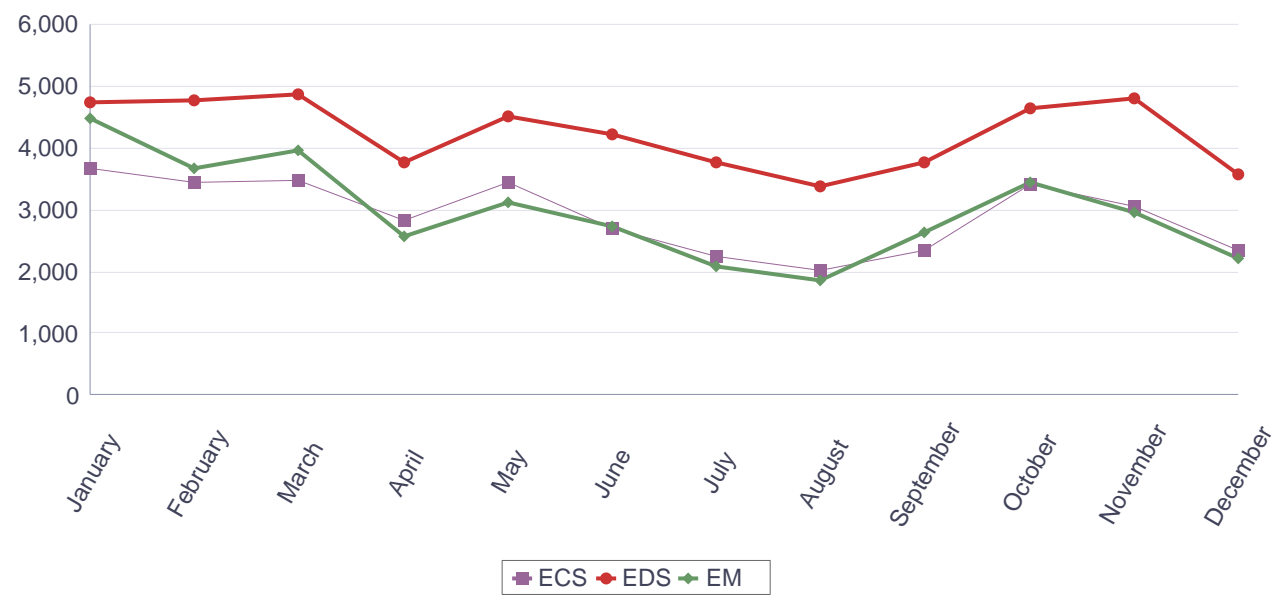
Visits for 2017- Top 20 countries



Downloads during 2017

Total downloads during 2017: 12,574,991

Downloads of examples (Europass Mobility, Certificate Supplement, Diploma Supplement) for 2017



Downloads of examples (Europass Mobility, Certificate Supplement, Diploma Supplement) for 2017

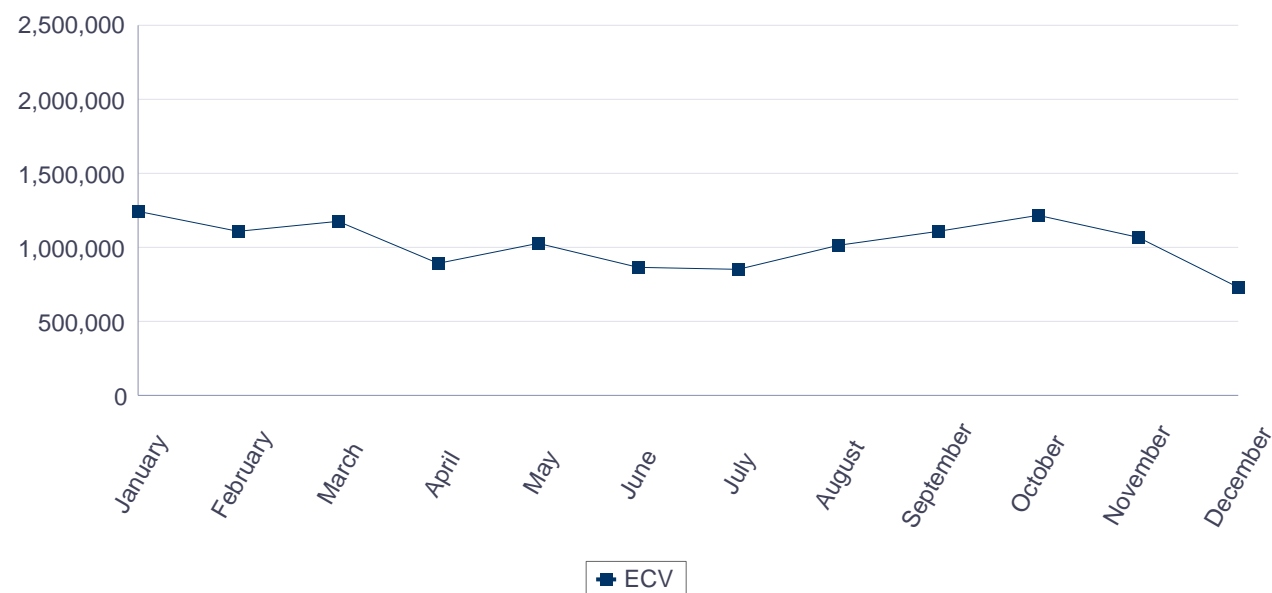
Months	ECS	EDS	EM	Total
January	3,684	4,748	4,488	12,920
February	3,428	4,782	3,666	11,876
March	3,489	4,858	3,945	12,292
April	2,821	3,781	2,565	9,167
May	3,434	4,525	3,119	11,078
June	2,702	4,205	2,738	9,645
July	2,247	3,768	2,079	8,094
August	2,009	3,379	1,858	7,246
September	2,327	3,773	2,623	8,723
October	3,408	4,626	3,447	11,481
November	3,063	4,787	2,947	10,797
December	2,332	3,580	2,219	8,131
Total	34,944	50,812	35,694	121,450

Downloads during 2017

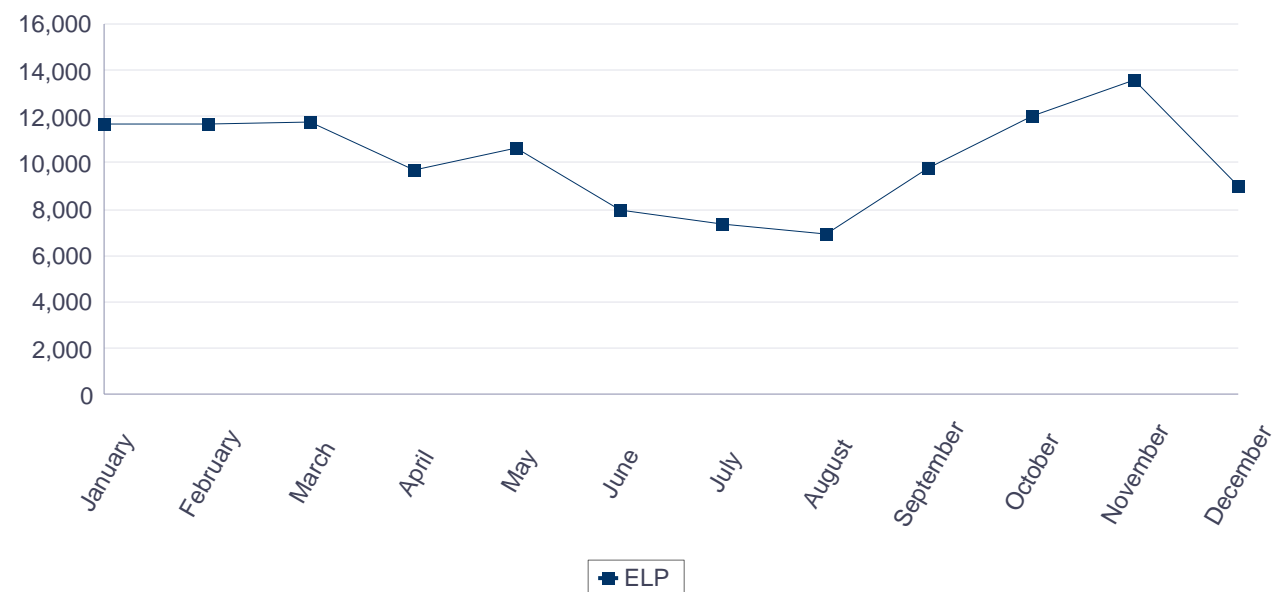
Downloads of Europass CV/ Language Passport examples, instructions and templates (2017)

Months	Total	ECV			ELP		
		Examples	Instructions	Template	Examples	Instructions	Template
January	1,258,588	258,748	200,073	788,056	3,786	3,146	4,779
February	1,128,275	233,362	186,327	696,884	3,597	3,001	5,104
March	1,192,294	250,977	194,129	735,418	3,662	3,018	5,090
April	908,265	185,219	152,399	560,925	3,342	2,329	4,051
May	1,036,619	207,138	166,888	651,989	3,451	2,486	4,667
June	874,141	175,505	142,652	548,006	2,789	1,955	3,234
July	856,629	173,480	143,510	532,297	2,560	1,752	3,030
August	1,018,211	400,770	127,360	483,168	2,327	1,834	2,752
September	1,120,024	214,621	181,182	714,442	2,983	2,463	4,333
October	1,224,111	245,602	192,770	773,745	3,879	3,131	4,984
November	1,088,583	233,489	174,996	666,523	3,886	3,690	5,999
December	747,801	191,065	118,363	429,398	2,786	2,709	3,480
Total		2,769,976	1,980,649	7,580,851	39,048	31,514	51,503

Downloads of Europass CV examples, instructions and templates (2017)



Downloads of Europass Language Passport examples, instructions and templates (2017)



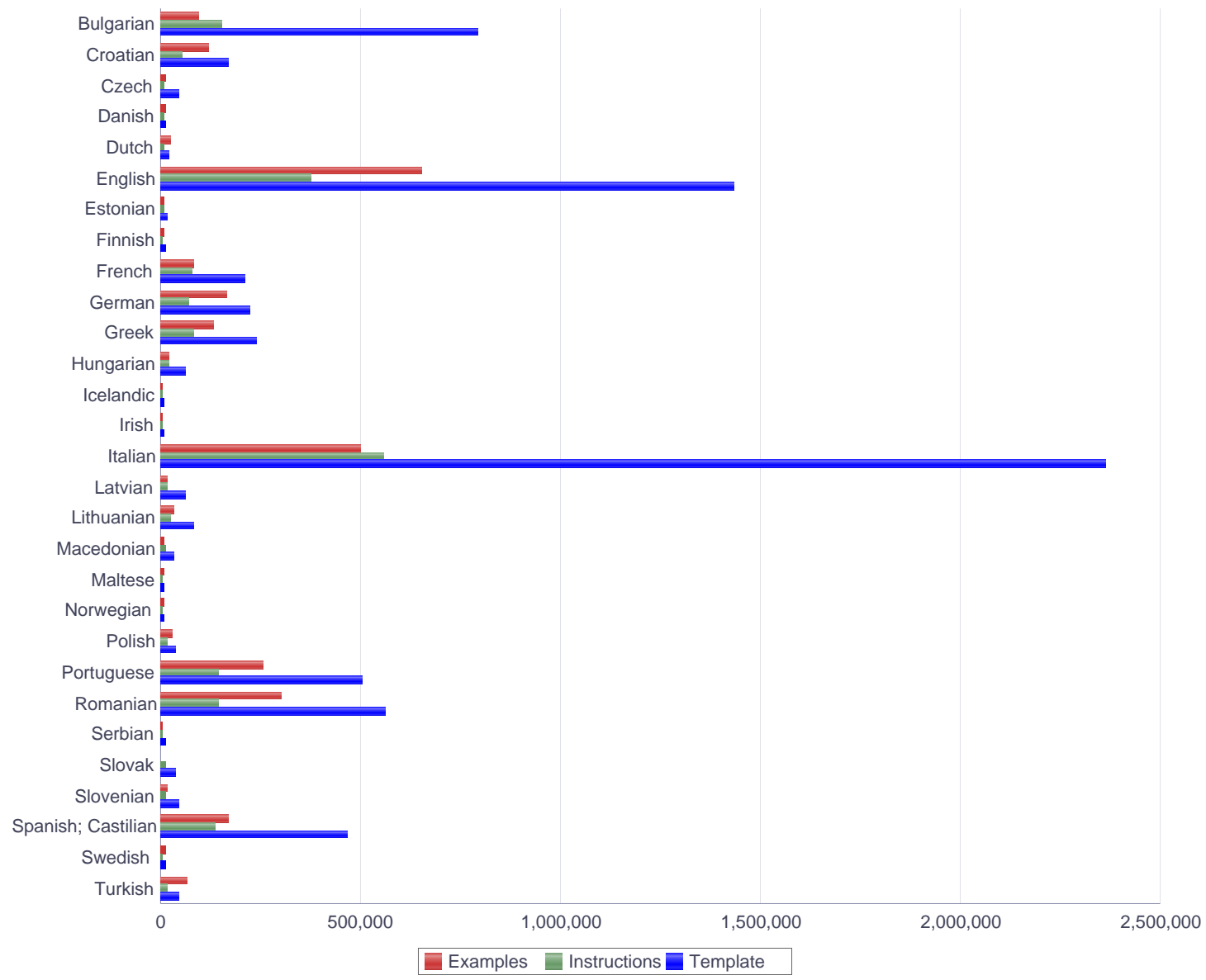
Downloads during 2017

Downloads of Europass CV/ Language Passport documents (2017, by language)

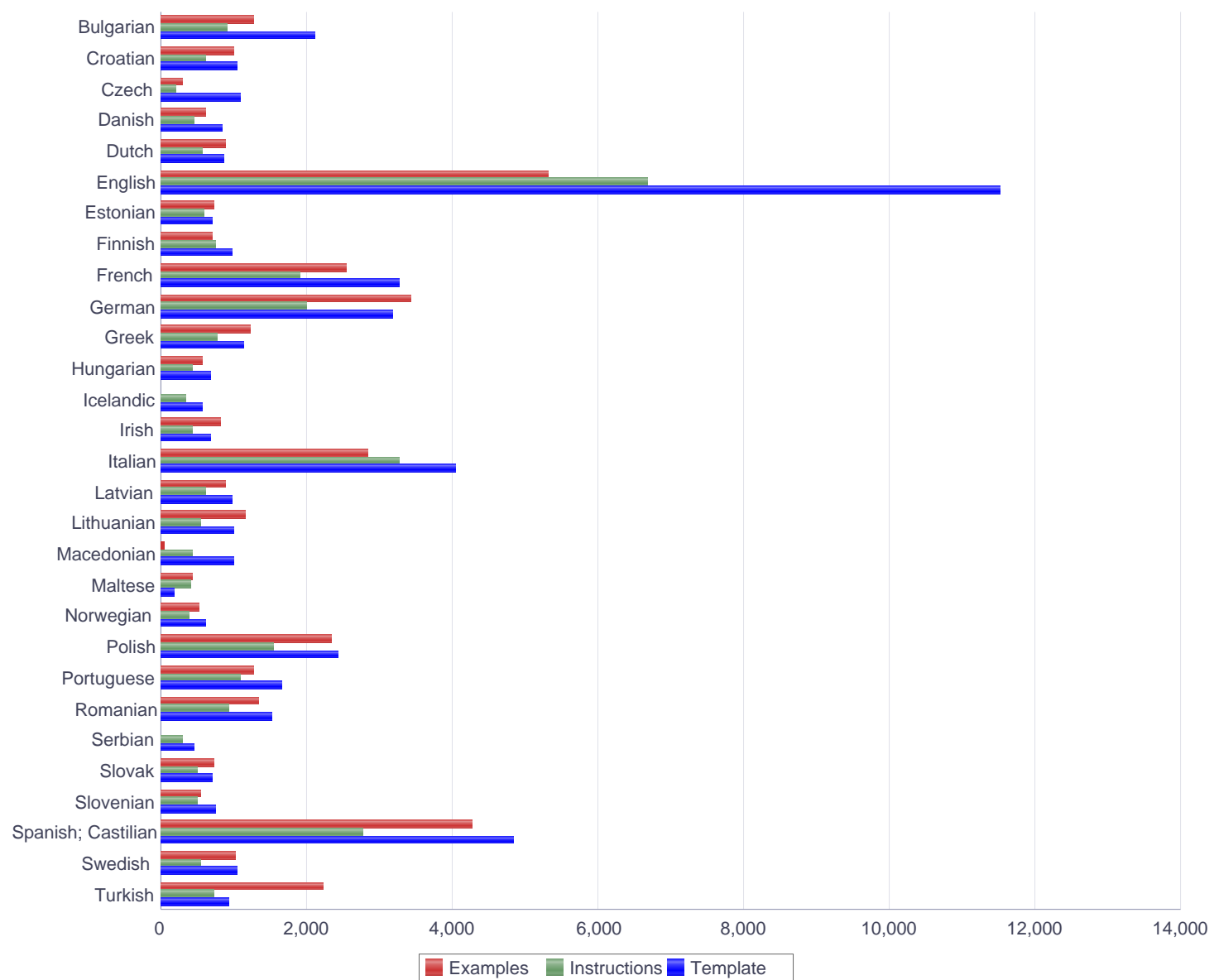
Language	Total	Examples		Instructions		Template	
		ECV	ELP	ECV	ELP	ECV	ELP
Bulgarian	1,042,548	93,153	1,276	151,309	910	793,789	2,111
Croatian	347,644	121,490	995	52,147	618	171,357	1,037
Czech	67,485	10,297	299	9,786	208	45,805	1,090
Danish	31,826	10,531	609	6,284	464	13,102	836
Dutch	50,813	22,809	891	7,013	564	18,673	863
English	2,483,925	652,008	5,318	374,336	6,676	1,434,064	11,523
Estonian	34,906	7,755	728	7,003	584	18,132	704
Finnish	31,973	9,993	698	5,467	748	14,081	986
French	375,942	82,163	2,538	76,933	1,910	209,118	3,280
German	466,784	165,172	3,429	68,525	1,994	224,488	3,176
Greek	455,503	133,246	1,235	81,457	775	237,647	1,143
Hungarian	105,080	19,865	577	19,667	430	63,861	680
Icelandic	20,290	5,180	0	4,327	343	9,869	571
Irish	18,354	3,334	814	4,469	431	8,623	683
Italian	3,432,806	499,708	2,838	557,624	3,264	2,365,337	4,035
Latvian	96,946	15,554	894	17,486	616	61,419	977
Lithuanian	145,055	33,646	1,159	24,479	552	84,215	1,004
Macedonian	53,439	9,351	38	10,872	429	31,738	1,011
Maltese	20,111	9,427	425	2,930	405	6,741	183
Norwegian	21,412	8,635	531	3,580	393	7,662	611
Polish	88,153	29,523	2,336	15,883	1,541	36,443	2,427
Portuguese	909,343	256,518	1,266	145,023	1,098	503,776	1,662
Romanian	1,013,790	302,302	1,347	146,621	933	561,058	1,529
Serbian	21,937	4,765	0	4,645	305	11,770	452
Slovak	54,290	0	726	13,216	490	39,158	700
Slovenian	80,230	18,401	550	13,348	493	46,680	758
Spanish; Castilian	782,432	169,053	4,272	134,430	2,765	467,073	4,839
Swedish	30,626	12,003	1,033	4,515	553	11,481	1,041
Turkish	130,911	64,094	2,226	17,274	725	45,657	935
Total		2,769,976	39,048	1,980,649	31,217	7,542,817	50,847

Downloads during 2017

Downloads of Europass CV examples, instructions and templates (2017, by language)

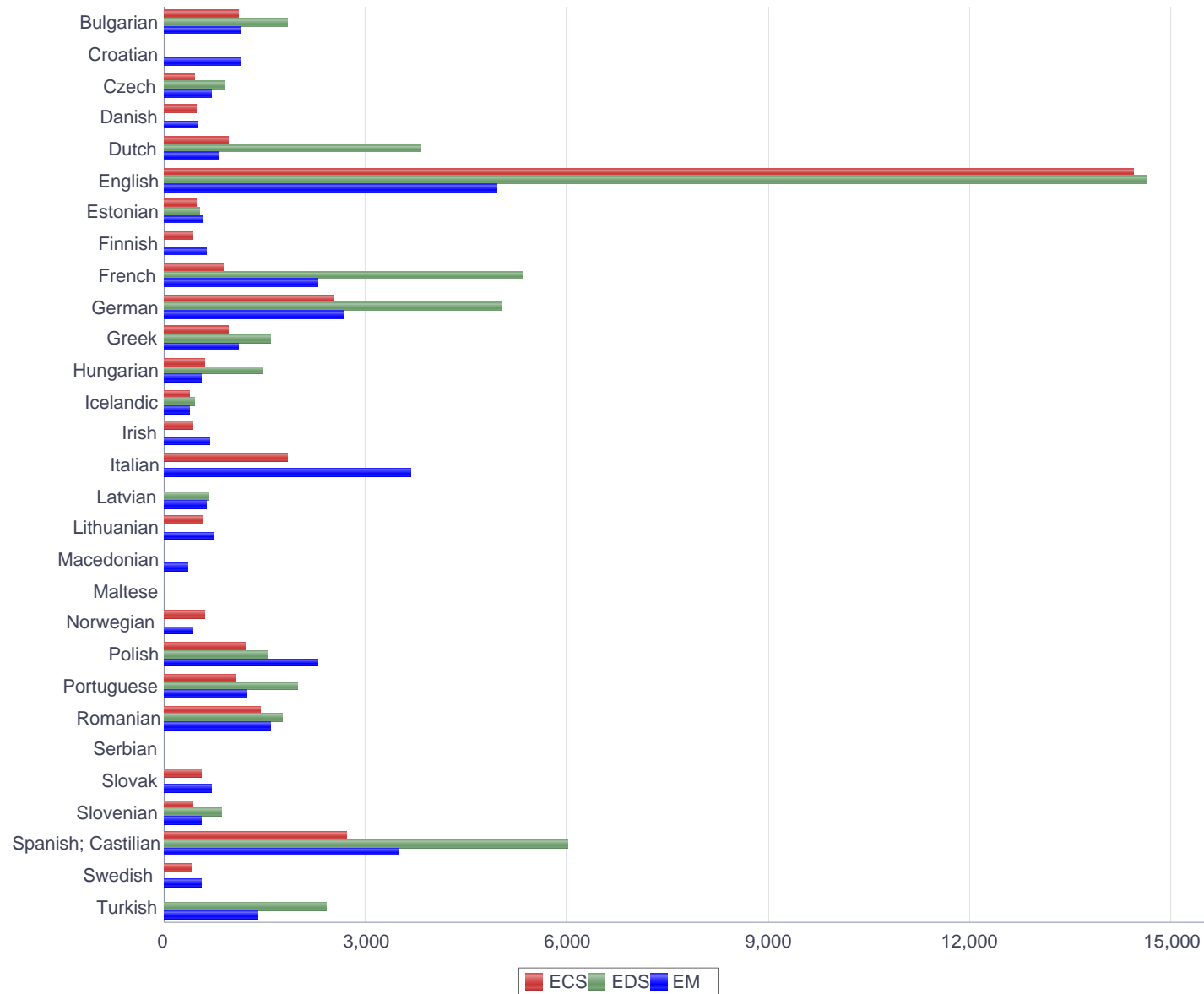


Downloads of Europass Language Passport examples, instructions and templates (2017, by language)



Downloads during 2017

Downloads of examples (Europass Mobility, Certificate Supplement, Diploma Supplement) for 2017, by language



Language	ECS	EDS	EM	Total
Bulgarian	1,114	1,828	1,126	4,068
Croatian	0	0	1,137	1,137
Czech	451	905	703	2,059
Danish	482	0	492	974
Dutch	966	3,815	799	5,580
English	14,433	14,637	4,964	34,034
Estonian	478	529	572	1,579
Finnish	439	0	636	1,075
French	878	5,336	2,285	8,499
German	2,528	5,033	2,676	10,237
Greek	957	1,591	1,118	3,666
Hungarian	607	1,469	542	2,618
Icelandic	372	461	378	1,211
Irish	424	0	682	1,106
Italian	1,830	0	3,672	5,502
Latvian	0	648	618	1,266
Lithuanian	578	0	721	1,299
Macedonian	0	0	363	363
Maltese	0	0	0	0
Norwegian	612	0	425	1,037
Polish	1,211	1,524	2,299	5,034
Portuguese	1,047	1,988	1,236	4,271
Romanian	1,434	1,761	1,573	4,768
Serbian	0	0	0	0
Slovak	546	0	694	1,240
Slovenian	422	856	551	1,829
Spanish; Castilian	2,724	6,006	3,496	12,226
Swedish	411	0	545	956
Turkish	0	2,425	1,391	3,816
Total	34,944	50,812	35,694	121,450