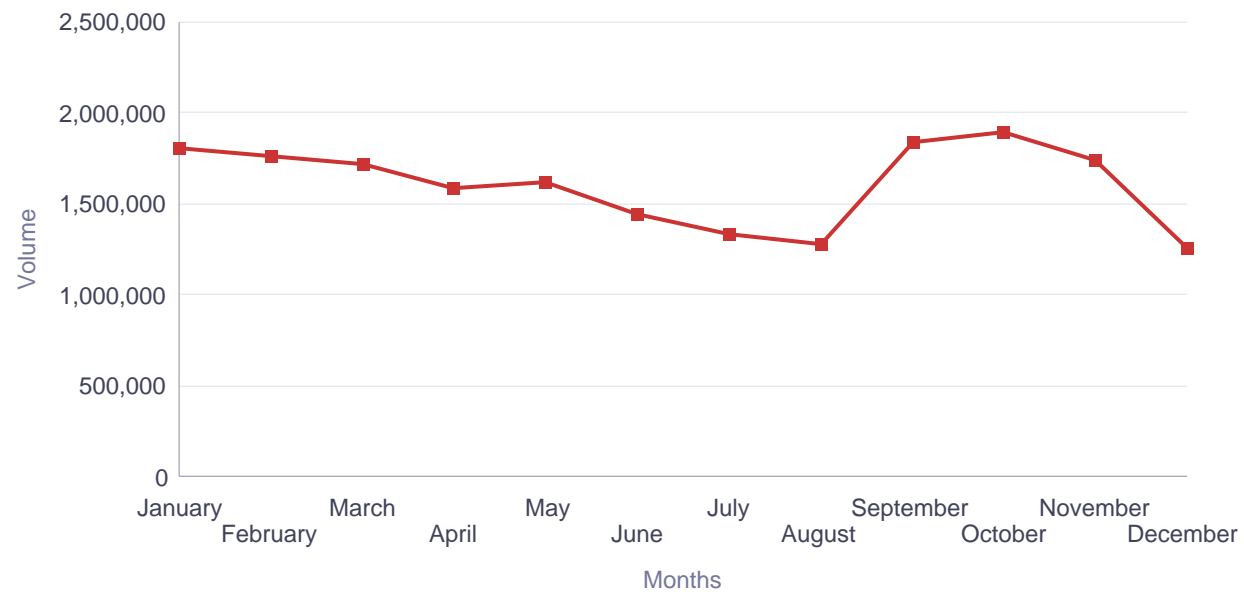


Europass website activity report 2016

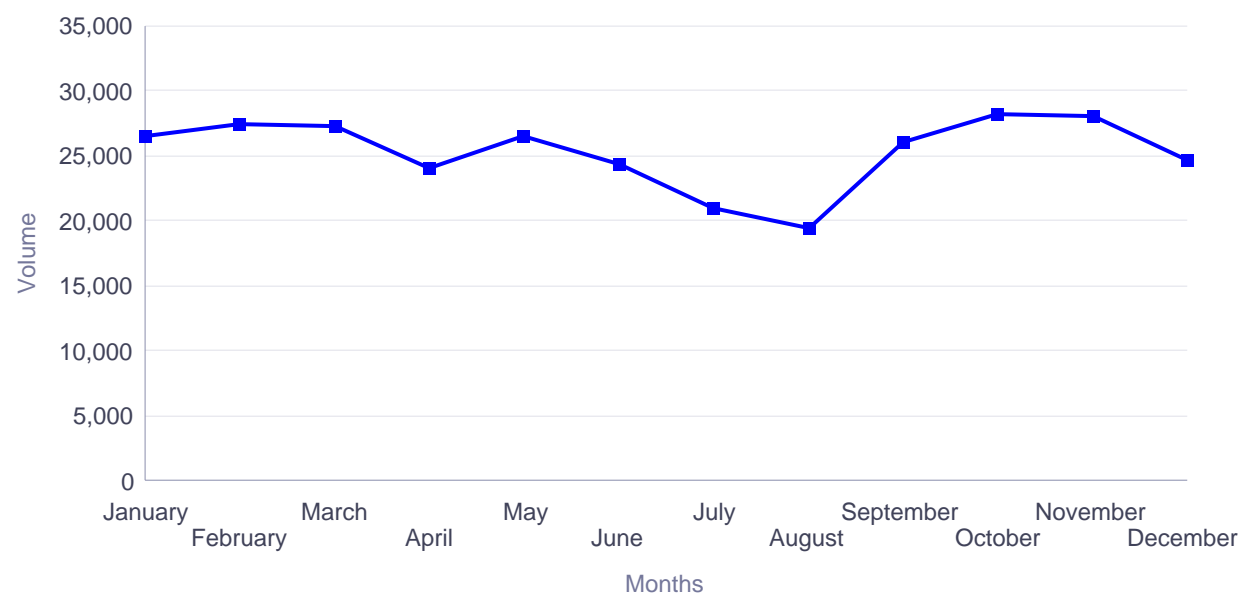
Europass CVs, Language Passports completed online during 2016

ECVs, ELPs completed online during 2016

ECVs completed online during 2016



ELPs completed online during 2016



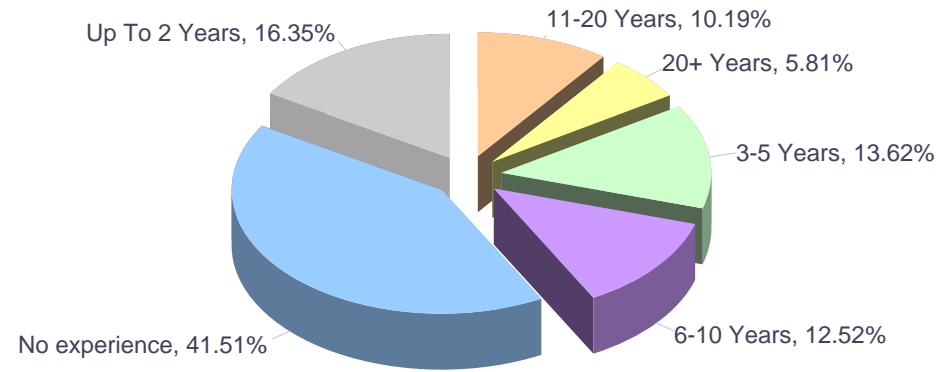
Europass CVs and Language Passports completed online (2016, by month)

Months	ECV	ELP	Total
January	1,808,772	26,552	1,835,324
February	1,760,272	27,443	1,787,715
March	1,716,290	27,348	1,743,638
April	1,584,964	24,039	1,609,003
May	1,620,147	26,535	1,646,682
June	1,445,894	24,438	1,470,332
July	1,331,945	20,998	1,352,943
August	1,283,875	19,478	1,303,353
September	1,839,092	26,003	1,865,095
October	1,896,942	28,181	1,925,123
November	1,742,003	28,076	1,770,079
December	1,253,045	24,636	1,277,681
Total	19,283,241	303,727	19,586,968

Europass CVs, Language Passports completed online during 2016

Years of work experience of Europass CV online users (2016)

Years of work experience of Europass online CV users (2016)



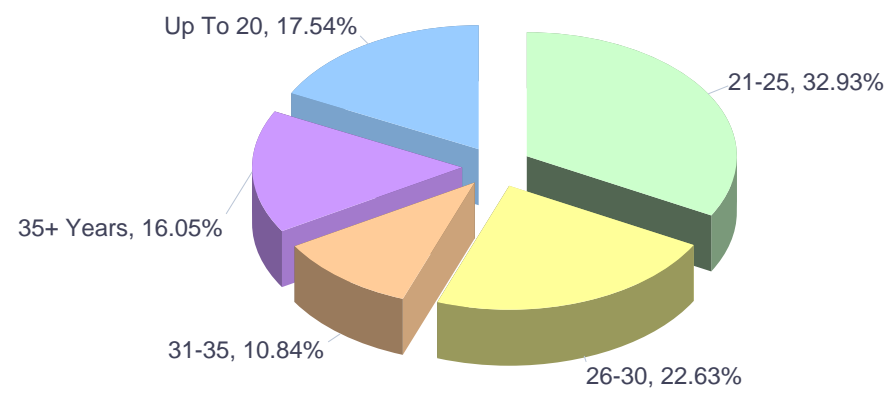
Years of work experience of Europass online CV users (2016, by month)

Months	No experience	Up To 2 Years	3-5 Years	6-10 Years	11-20 Years	20+ Years	Total
January	815,584	314,246	272,540	252,479	208,234	116,988	1,980,071
February	812,448	311,366	262,416	242,681	196,296	110,792	1,935,999
March	810,068	304,527	254,253	230,151	186,434	105,942	1,891,375
April	757,867	278,487	230,414	211,300	171,351	95,830	1,745,249
May	775,354	283,066	230,039	225,986	175,530	99,825	1,789,800
June	660,972	256,567	213,995	198,873	166,582	93,538	1,590,527
July	591,419	236,069	200,768	184,075	154,278	91,234	1,457,843
August	537,793	239,345	204,897	189,551	152,095	86,701	1,410,382
September	816,138	330,774	276,183	253,759	209,797	123,085	2,009,736
October	867,237	345,348	283,114	259,610	211,363	123,027	2,089,699
November	804,632	327,248	265,360	236,444	192,089	107,803	1,933,576
December	564,430	245,516	197,858	173,414	140,174	79,898	1,401,290
Total	8,813,942	3,472,559	2,891,837	2,658,323	2,164,223	1,234,663	21,235,547

Europass CVs, Language Passports completed online during 2016

Age of Europass CV online users (2016)

Age of Europass CV online users (2016)



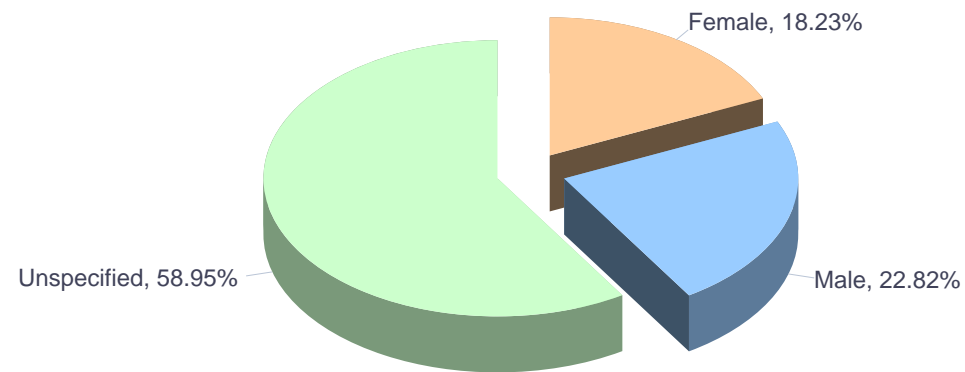
Age of Europass CV online users (2016, by month)

Months	Up To 20	21-25	26-30	31-35	35+ Years	Total
January	146,360	303,240	217,690	106,764	167,855	941,909
February	149,065	301,845	204,595	101,837	145,606	902,948
March	148,846	299,036	193,452	98,322	139,856	879,512
April	144,280	266,992	179,520	90,205	128,802	809,799
May	155,898	266,951	193,112	92,604	131,888	840,453
June	141,198	245,501	170,994	82,094	121,991	761,778
July	118,084	238,970	158,669	77,141	119,538	712,402
August	96,203	226,807	158,960	76,657	113,636	672,263
September	169,547	313,651	213,920	99,113	152,107	948,338
October	190,154	319,237	213,133	101,241	154,903	978,668
November	178,505	291,965	203,929	89,621	131,716	895,736
December	114,072	214,952	152,359	66,943	95,350	643,676
Total	1,752,212	3,289,147	2,260,333	1,082,542	1,603,248	9,987,482

Europass CVs, Language Passports completed online during 2016

Europass CV online users by gender (2016)

Europass CV online users by gender (2016)



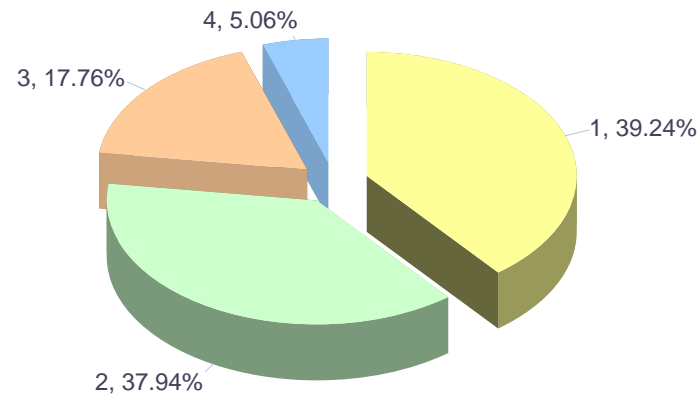
Europass CV online users by gender (2016, by month)

Months	Female	Male	Unspecified	Total
January	351,230	477,446	1,151,677	1,980,353
February	349,167	441,502	1,145,556	1,936,225
March	343,125	425,285	1,123,182	1,891,592
April	316,465	390,450	1,038,489	1,745,404
May	321,190	416,915	1,051,855	1,789,960
June	295,501	367,072	928,120	1,590,693
July	271,296	347,947	838,757	1,458,000
August	262,933	320,388	827,210	1,410,531
September	384,344	441,972	1,183,587	2,009,903
October	387,089	468,901	1,233,856	2,089,846
November	349,102	428,675	1,155,804	1,933,581
December	239,790	320,193	841,308	1,401,291
Total	3,871,232	4,846,746	12,519,401	21,237,379

Europass CVs, Language Passports completed online during 2016

Number of foreign languages spoken by users of Europass online (2016)

Number of foreign languages spoken by users of Europass online (2016)



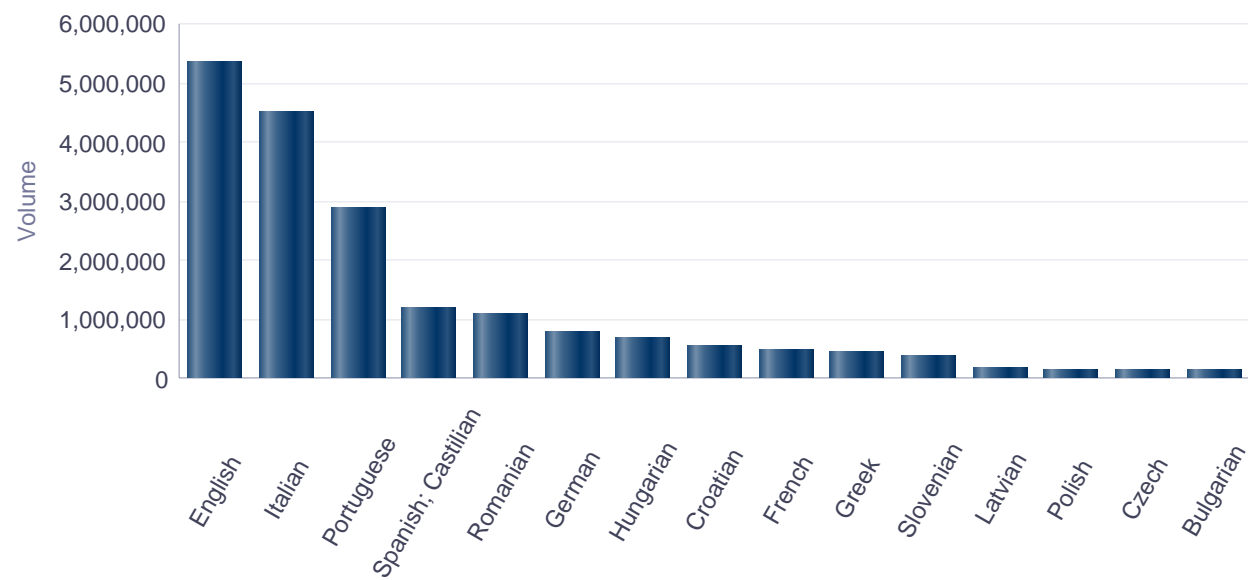
Number of foreign languages spoken by users of Europass online (2016, by month)

Months	1	2	3	4	Total
January	620,731	598,812	293,568	85,879	1,598,990
February	610,408	597,289	288,882	80,743	1,577,322
March	592,051	597,082	283,384	81,899	1,554,416
April	549,966	548,390	253,880	72,703	1,424,939
May	577,303	556,621	267,003	72,328	1,473,255
June	539,979	514,677	236,510	67,155	1,358,321
July	496,333	465,301	217,180	63,292	1,242,106
August	473,021	448,713	214,282	61,281	1,197,297
September	678,693	650,520	298,882	81,040	1,709,135
October	709,501	676,949	306,231	86,086	1,778,767
November	648,121	630,344	281,864	82,446	1,642,775
December	469,457	450,656	211,843	62,808	1,194,764
Total	6,965,564	6,735,354	3,153,509	897,660	17,752,087

Europass CVs, Language Passports completed online during 2016

Europass CVs, Language Passports completed online (2016, Top 15 languages)

ECVs, ELPs completed online (2016, Top 15 languages)



ECVs, ELPs completed online (2016, Top 15 languages)

Document Language	ECV
English	5,219,987
Italian	4,432,662
Portuguese	2,844,598
Spanish; Castilian	1,170,873
Romanian	1,094,085
German	776,687
Hungarian	668,602
Croatian	531,954
French	458,886
Greek	430,855
Slovenian	388,514
Latvian	167,869
Czech	156,930
Polish	155,183
Bulgarian	149,107
(Others)	630,279
Total	19,277,071

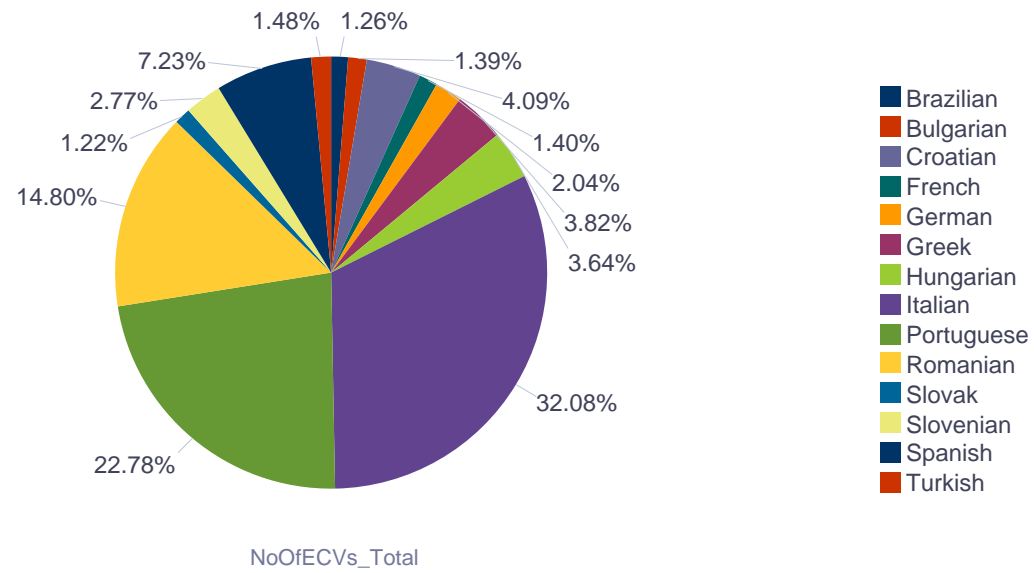
Document Language	ELP
English	119,719
Italian	52,840
German	26,230
Spanish; Castilian	23,993
Portuguese	19,425
French	13,551
Slovenian	5,674
Romanian	5,592
Polish	5,184
Croatian	5,155
Greek	5,005
Hungarian	4,609
Turkish	4,496
Czech	1,946
Dutch	1,868
(Others)	8,408
Total	303,695

Document Language	TOTAL
English	5,339,706
Italian	4,485,502
Portuguese	2,864,023
Spanish; Castilian	1,194,866
Romanian	1,099,677
German	802,917
Hungarian	673,211
Croatian	537,109
French	472,437
Greek	435,860
Slovenian	394,188
Latvian	168,928
Polish	160,367
Czech	158,876
Bulgarian	150,940
(Others)	642,159
Total	19,580,766

Europass CVs, Language Passports completed online during 2016

Europass CVs completed online (2016, Top 15 nationalities)

ECVs completed online (2016, Top 15 nationalities)

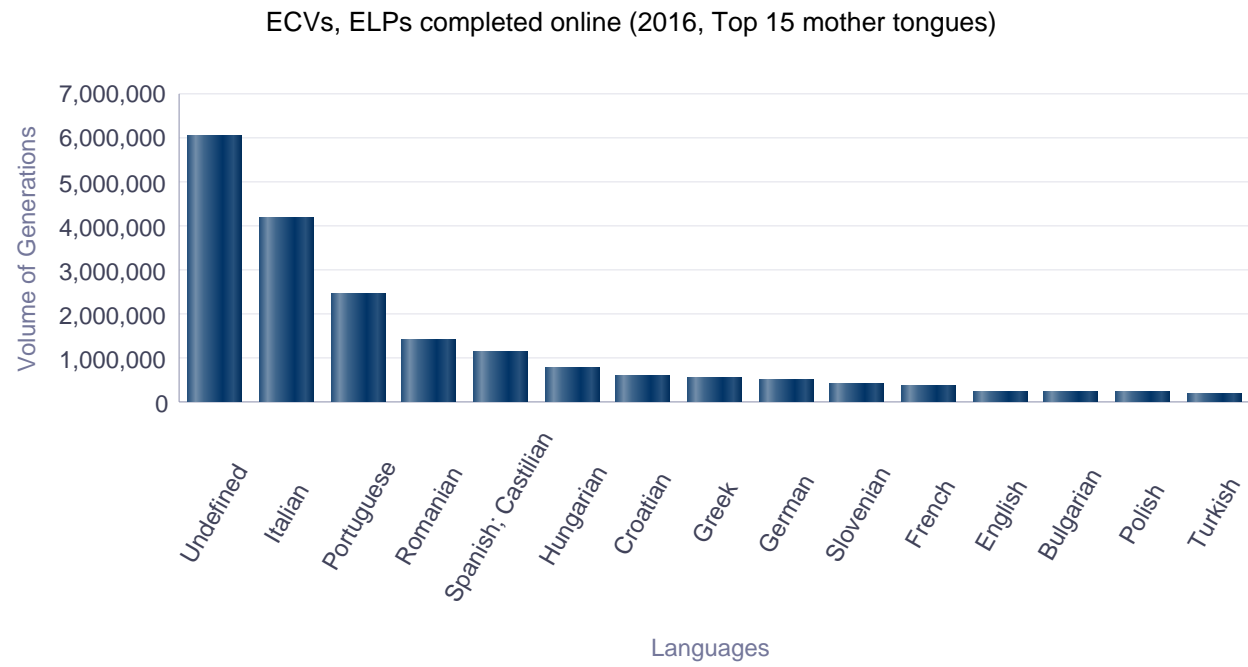


ECVs completed online (2016, Top 15 nationalities)

Nationality	ECV
Italian	2,161,119
Portuguese	1,534,748
Romanian	498,495
Spanish	487,283
Croatian	275,377
Greek	257,117
Hungarian	245,224
Slovenian	186,439
German	137,117
Turkish	99,857
French	94,123
Bulgarian	93,625
Brazilian	84,568
Slovak	82,215
Polish	81,070
(Others)	1,619,385
Total	7,937,762

Europass CVs, Language Passports completed online during 2016

Europass CVs, Language Passports completed online (2016, Top 15 mother tongues)



ECVs, ELPs completed online (2016, Top 15 mother tongues)


Mother Language	ECV
Undefined	5,934,531
Italian	4,111,239
Portuguese	2,419,741
Romanian	1,408,414
Spanish; Castilian	1,091,677
Hungarian	800,346
Croatian	609,044
Greek	572,776
German	510,308
Slovenian	421,921
French	372,962
English	255,081
Bulgarian	237,362
Polish	232,402
Turkish	195,972
(Others)	1,069,516
Total	20,243,292

Mother Language	ELP
Undefined	72,356
Italian	67,880
Spanish; Castilian	35,378
Portuguese	24,817
German	24,813
French	12,591
Greek	10,800
Romanian	10,221
Turkish	9,208
Croatian	8,161
Polish	8,159
Hungarian	8,129
Slovenian	7,092
English	6,595
Bulgarian	3,960
(Others)	18,616
Total	328,776

Mother Language	TOTAL
Undefined	6,006,887
Italian	4,179,119
Portuguese	2,444,558
Romanian	1,418,635
Spanish; Castilian	1,127,055
Hungarian	808,475
Croatian	617,205
Greek	583,576
German	535,121
Slovenian	429,013
French	385,553
English	261,676
Bulgarian	241,322
Polish	240,561
Turkish	205,180
(Others)	1,088,132
Total	20,572,068

Europass CVs, Language Passports completed online during 2016

Europass CVs, Language Passports completed online (2016, Top 15 foreign languages)



ECVs, ELPs completed online (2016, Top 15 foreign languages)

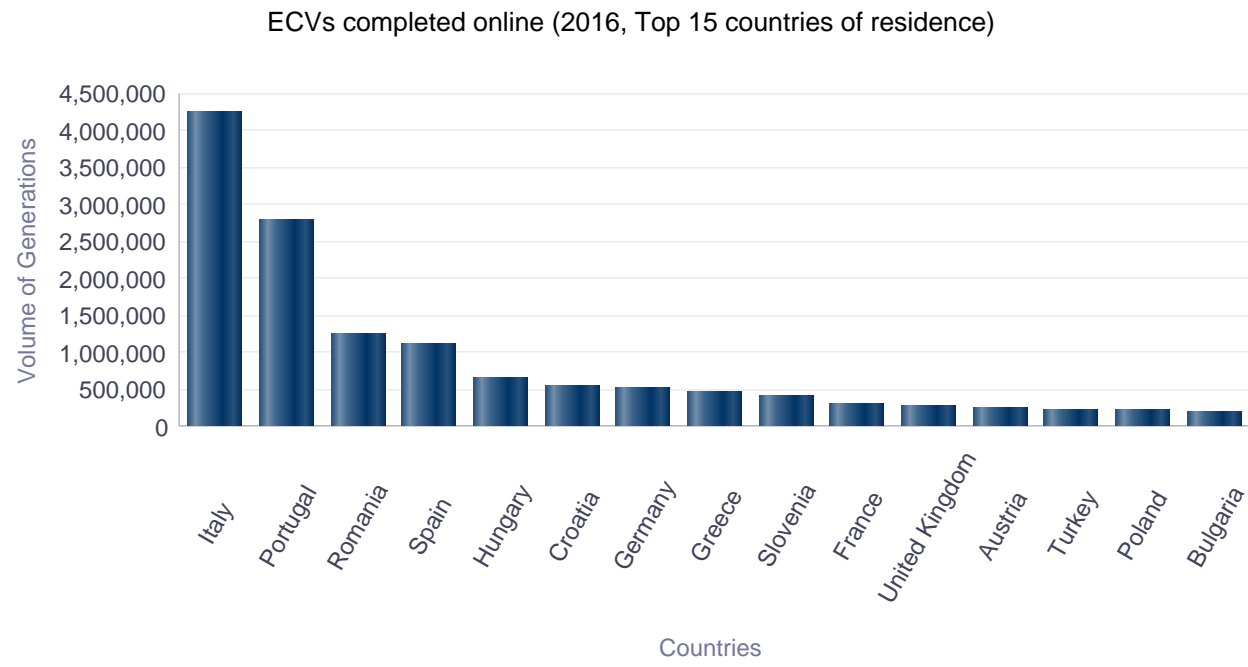
Foreign Language	ECV
English	14,565,600
Undefined	6,922,053
French	4,259,529
German	2,870,721
Spanish; Castilian	2,850,128
Italian	1,408,473
Portuguese	293,691
Croatian	246,284
Dutch	140,903
Swedish	140,849
Turkish	124,523
Romanian	114,086
Polish	106,260
Czech	69,442
Greek	62,601
(Others)	393,774
Total	34,568,917

Foreign Language	ELP
English	272,341
French	89,812
Undefined	84,756
German	68,425
Spanish; Castilian	63,231
Italian	26,422
Portuguese	8,356
Swedish	5,325
Dutch	5,101
Croatian	4,673
Turkish	2,921
Polish	2,839
Romanian	1,606
Greek	1,542
Czech	1,518
(Others)	8,435
Total	647,303

Foreign Language	TOTAL
English	14,837,941
Undefined	7,006,809
French	4,349,341
German	2,939,146
Spanish; Castilian	2,913,359
Italian	1,434,895
Portuguese	302,047
Croatian	250,957
Swedish	146,174
Dutch	146,004
Turkish	127,444
Romanian	115,692
Polish	109,099
Czech	70,960
Greek	64,143
(Others)	402,209
Total	35,216,220

Europass CVs, Language Passports completed online during 2016

Europass CVs completed online (2016, Top 15 countries of residence)

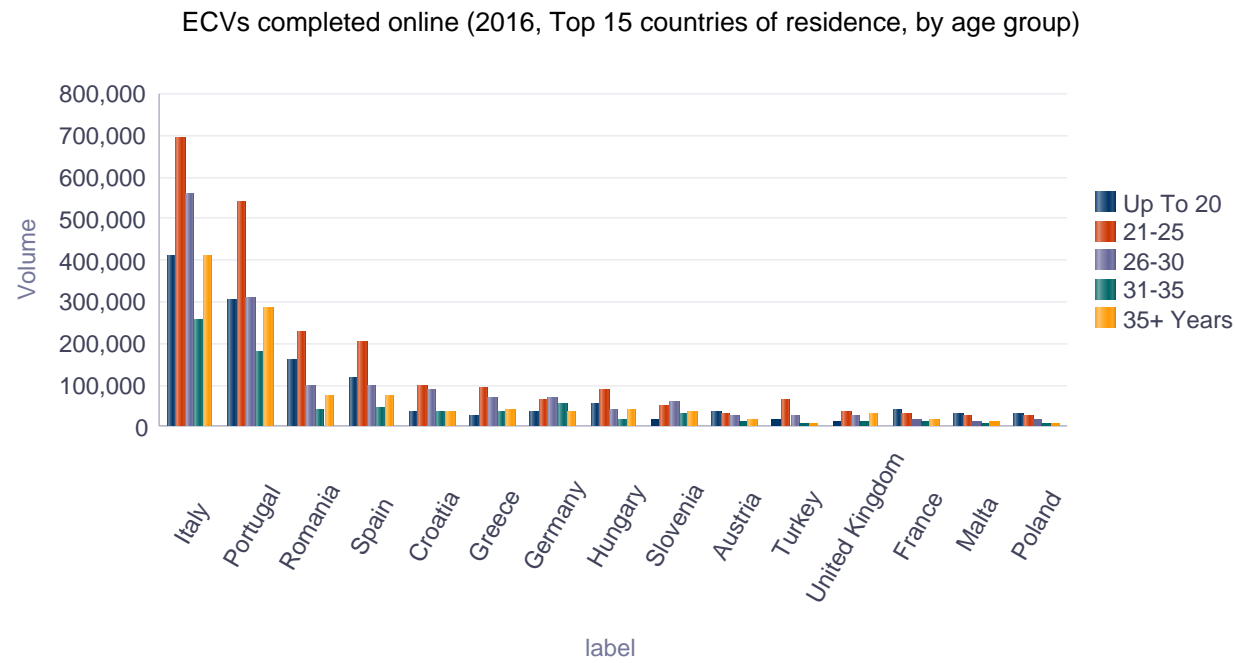


ECVs completed online (2016, Top 15 countries of residence)

Country	ECV
Italy	4,236,135
Portugal	2,785,536
Romania	1,254,966
Spain	1,127,054
Hungary	665,534
Croatia	561,145
Germany	516,726
Greece	471,413
Slovenia	426,719
France	301,486
United Kingdom	280,399
Austria	265,618
Turkey	231,320
Poland	216,324
Bulgaria	209,844
(Others)	2,896,412
Total	13,743,820

Europass CVs, Language Passports completed online during 2016

Europass CVs completed online (2016, Top 15 countries of residence, by age group)



ECVs completed online (2016, Top 15 countries of residence, by age group)

Countries	Up To 20	21-25	26-30	31-35	35+ Years	Subtotal
Austria	34,996	30,624	23,990	12,749	17,761	120,120
Germany	33,214	66,137	68,085	53,183	36,065	256,684
Spain	117,296	202,583	97,639	44,078	71,524	533,120
France	38,139	30,608	15,626	9,556	17,891	111,820
United Kingdom	12,904	34,775	26,923	11,987	30,800	117,389
Greece	26,223	92,895	67,810	36,820	41,073	264,821
Croatia	33,657	98,673	90,089	36,865	35,781	295,065
Hungary	52,584	87,746	42,300	17,969	38,860	239,459
Italy	407,086	692,303	557,198	256,929	410,348	2,323,864
Malta	32,748	24,588	12,842	6,182	10,903	87,263
Poland	30,783	27,087	14,140	7,111	7,240	86,361
Portugal	302,596	536,404	307,751	177,431	284,559	1,608,741
Romania	162,354	224,787	96,622	38,121	74,746	596,630
Slovenia	15,119	51,360	60,785	31,114	35,389	193,767
Turkey	14,683	65,591	25,347	7,461	4,751	117,833
Subtotal	1,314,382	2,266,161	1,507,147	747,556	1,117,691	6,952,937

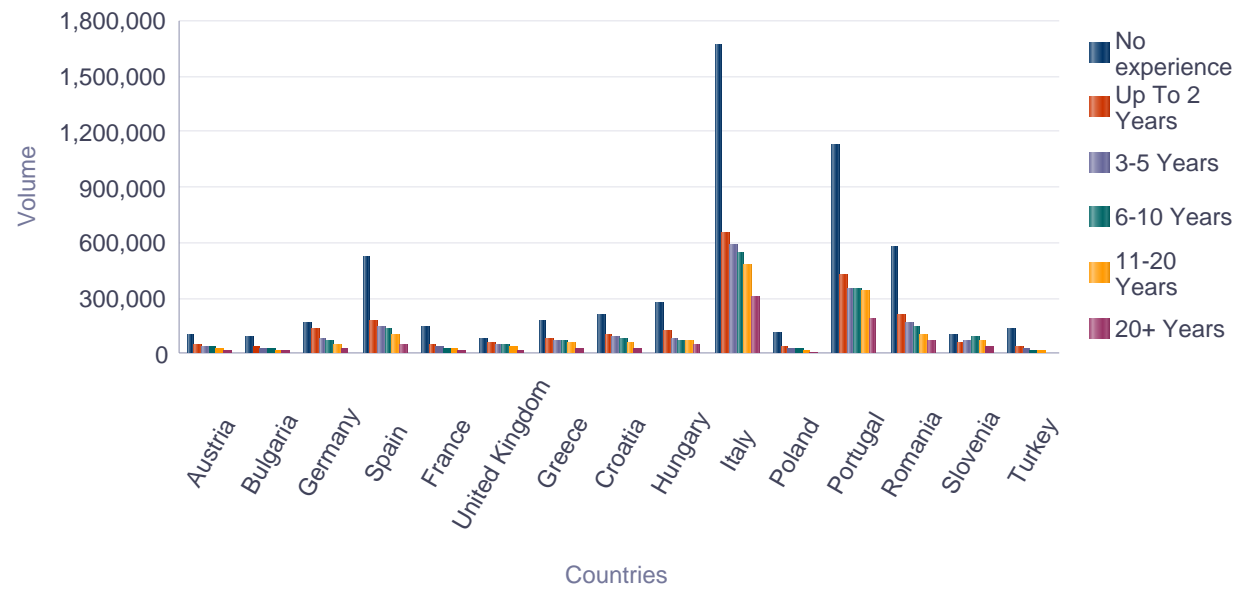
Countries	Up To 20	21-25	26-30	31-35	35+ Years	Subtotal
(Others)	208,904	530,412	326,276	134,061	165,365	1,365,018

Countries	Up To 20	21-25	26-30	31-35	35+ Years	Subtotal
Total	1,523,286	2,796,573	1,833,423	881,617	1,283,056	8,317,955

Europass CVs, Language Passports completed online during 2016

Europass CVs completed online (2016, Top 15 countries of residence, by work experience)

Europass CVs completed online (2016, Top 15 countries of residence, by work experience)



ECVs completed online (2016, Top 15 countries of residence, by work experience)

Countries	No experience	Up To 2 Years	3-5 Years	6-10 Years	11-20 Years	20+ Years	Total
Austria	99,340	42,840	41,596	34,806	28,909	18,127	265,618
Bulgaria	88,182	36,913	29,089	25,470	18,669	11,521	209,844
Germany	167,037	134,528	81,114	64,280	45,664	23,992	516,615
Spain	520,997	174,631	143,145	136,660	105,635	45,977	1,127,045
France	142,998	48,343	34,959	28,300	30,561	16,325	301,486
United Kingdom	76,346	58,688	50,697	47,086	36,541	11,036	280,394
Greece	180,227	76,597	67,277	67,895	54,851	24,566	471,413
Croatia	205,690	102,867	87,395	81,022	59,495	24,671	561,140
Hungary	275,297	120,378	84,837	70,094	66,532	48,392	665,530
Italy	1,667,959	654,406	582,352	542,900	477,187	311,100	4,235,904
Poland	109,609	38,896	26,957	21,021	12,935	6,906	216,324
Portugal	1,127,434	426,298	352,406	353,749	333,863	191,624	2,785,374
Romania	572,537	208,293	162,512	142,500	102,076	66,997	1,254,915
Slovenia	97,453	60,297	73,107	87,798	72,816	35,221	426,692
Turkey	131,145	42,084	28,300	16,715	10,036	3,040	231,320
Subtotal	5,462,251	2,226,059	1,845,743	1,720,296	1,455,770	839,495	13,549,614

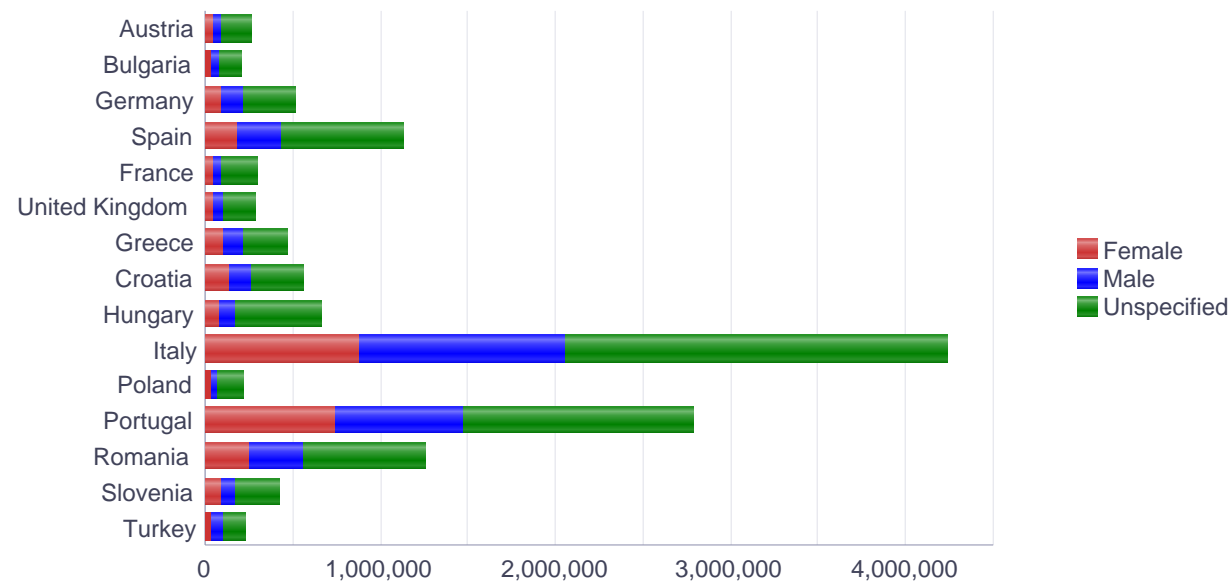
Countries	No experience	Up To 2 Years	3-5 Years	6-10 Years	11-20 Years	20+ Years	Total
(Others)	1,056,769	565,904	489,611	396,983	252,414	134,706	2,896,387

Countries	No experience	Up To 2 Years	3-5 Years	6-10 Years	11-20 Years	20+ Years	Total
Total	6,519,020	2,791,963	2,335,354	2,117,279	1,708,184	974,201	16,446,001

Europass CVs, Language Passports completed online during 2016

Europass CVs completed online (2016, Top 15 countries of residence, by gender)

ECVs completed online (2016, Top 15 countries of residence, by gender)



ECVs completed online (2016, Top 15 countries of residence, by gender)

Countries	Female	Male	Unspecified	Subtotal
Austria	42,635	50,770	172,213	265,618
Bulgaria	32,547	45,149	132,148	209,844
Germany	96,227	122,177	298,322	516,726
Spain	181,351	255,053	690,650	1,127,054
France	40,543	54,057	206,886	301,486
United Kingdom	46,640	59,979	173,780	280,399
Greece	97,988	117,986	255,439	471,413
Croatia	132,390	125,776	302,979	561,145
Hungary	80,836	94,901	489,797	665,534
Italy	884,076	1,174,594	2,177,465	4,236,135
Poland	30,846	42,257	143,221	216,324
Portugal	738,989	729,182	1,317,365	2,785,536
Romania	250,040	310,325	694,601	1,254,966
Slovenia	92,461	74,775	259,483	426,719
Turkey	36,070	69,565	125,685	231,320
Subtotal	2,783,639	3,326,546	7,440,034	13,550,219

Countries	Female	Male	Unspecified	Subtotal
(Others)	494,206	731,639	1,670,567	2,896,412

Countries	Female	Male	Unspecified	Subtotal
Total	3,277,845	4,058,185	9,110,601	16,446,631

Visits for the Europass portal during 2016

Total visits during 2016: 27,007,026

Visits per month during 2016



Visits per month during 2016

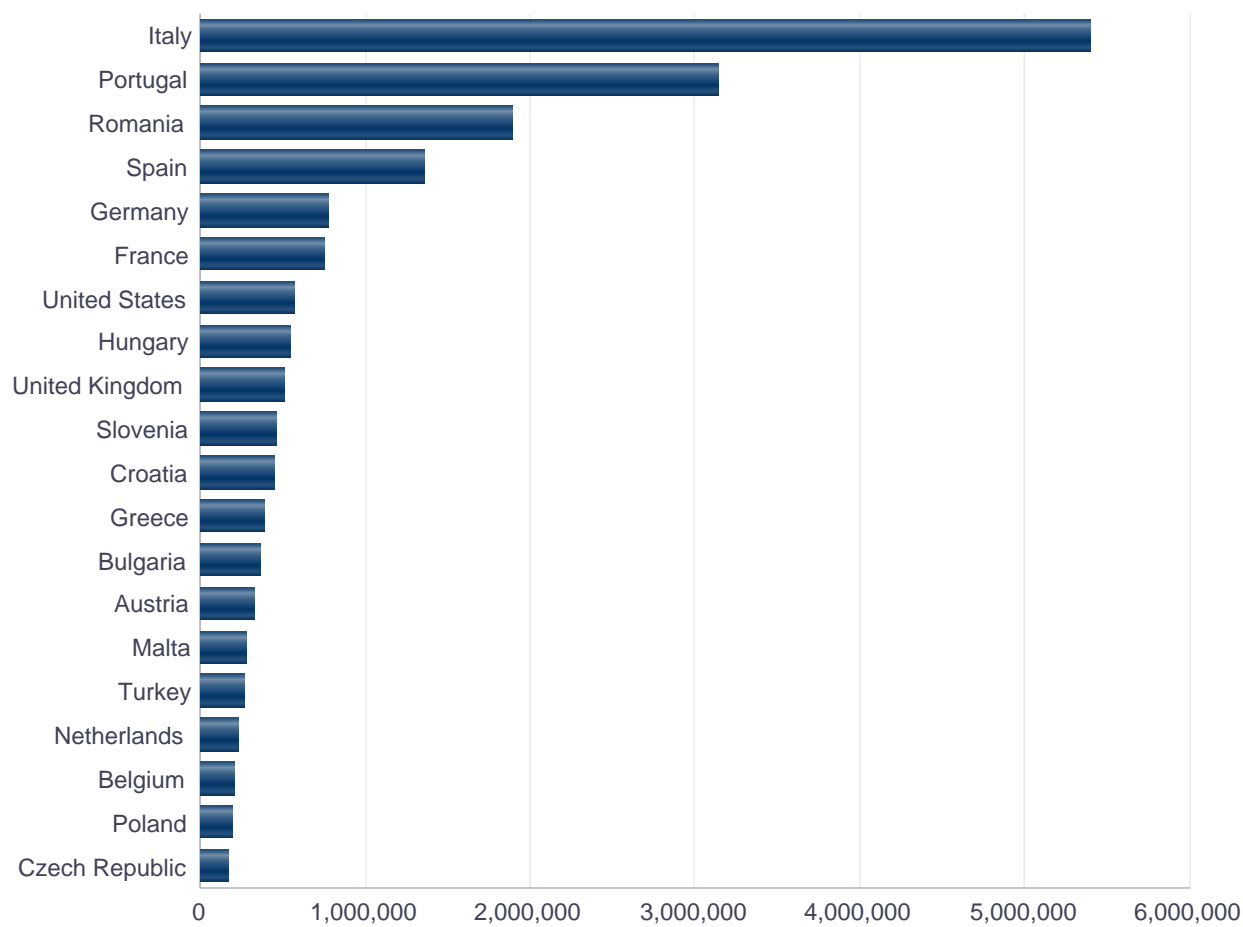
Months	Visits
January	2,435,928
February	2,437,526
March	2,400,438
April	2,206,185
May	2,244,192
June	2,078,814
July	1,889,162
August	1,858,220
September	2,584,459
October	2,575,213
November	2,486,137
December	1,810,752
Total	27,007,026

Visits for the Europass portal during 2016

Visits for 2016- Top 20 countries

Country	Visits
Italy	5,389,211
Portugal	3,142,552
Romania	1,888,220
Spain	1,359,881
Germany	769,620
France	745,437
United States	573,957
Hungary	550,074
United Kingdom	506,120
Slovenia	460,810
Croatia	447,304
Greece	387,172
Bulgaria	359,575
Austria	326,312
Malta	273,849
Turkey	271,074
Netherlands	235,114
Belgium	210,989
Poland	194,840
Czech Republic	174,607
Total	18,266,718

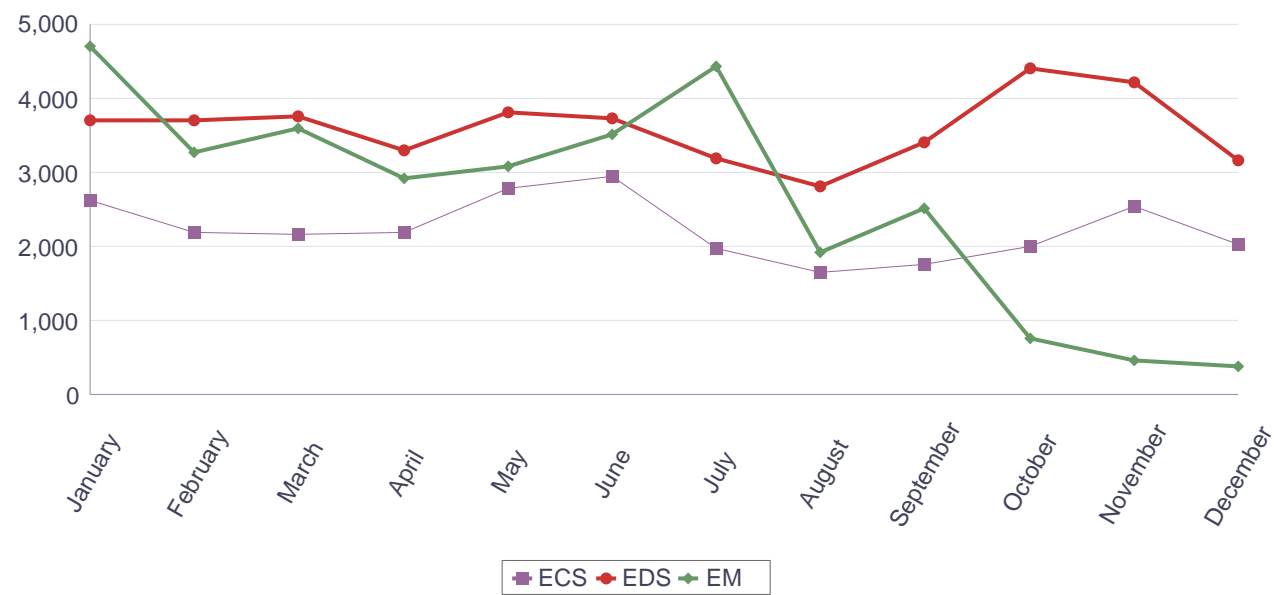
Visits for 2016- Top 20 countries



Downloads during 2016

Total downloads during 2016: 14,959,638

Downloads of examples (Europass Mobility, Certificate Supplement, Diploma Supplement) for 2016



Downloads of examples (Europass Mobility, Certificate Supplement, Diploma Supplement) for 2016

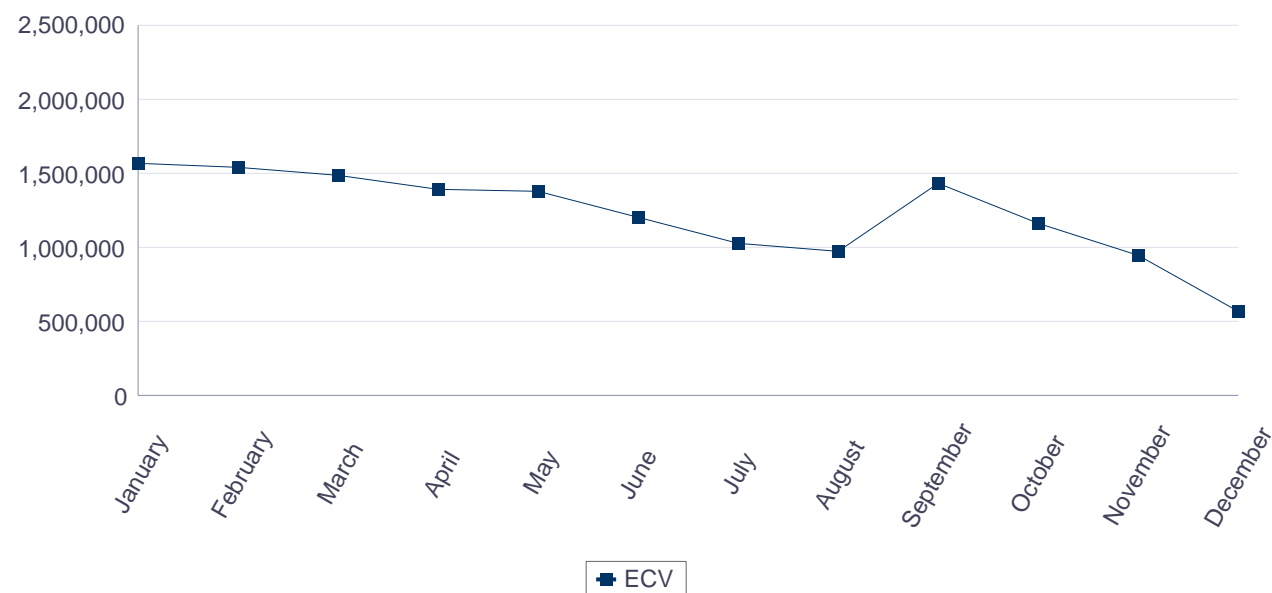
Months	ECS	EDS	EM	Total
January	2,612	3,705	4,711	11,028
February	2,191	3,713	3,268	9,172
March	2,167	3,766	3,593	9,526
April	2,186	3,293	2,920	8,399
May	2,794	3,816	3,074	9,684
June	2,960	3,722	3,516	10,198
July	1,991	3,187	4,437	9,615
August	1,664	2,804	1,921	6,389
September	1,772	3,418	2,510	7,700
October	2,003	4,392	771	7,166
November	2,542	4,209	464	7,215
December	2,036	3,155	396	5,587
Total	26,918	43,180	31,581	101,679

Downloads during 2016

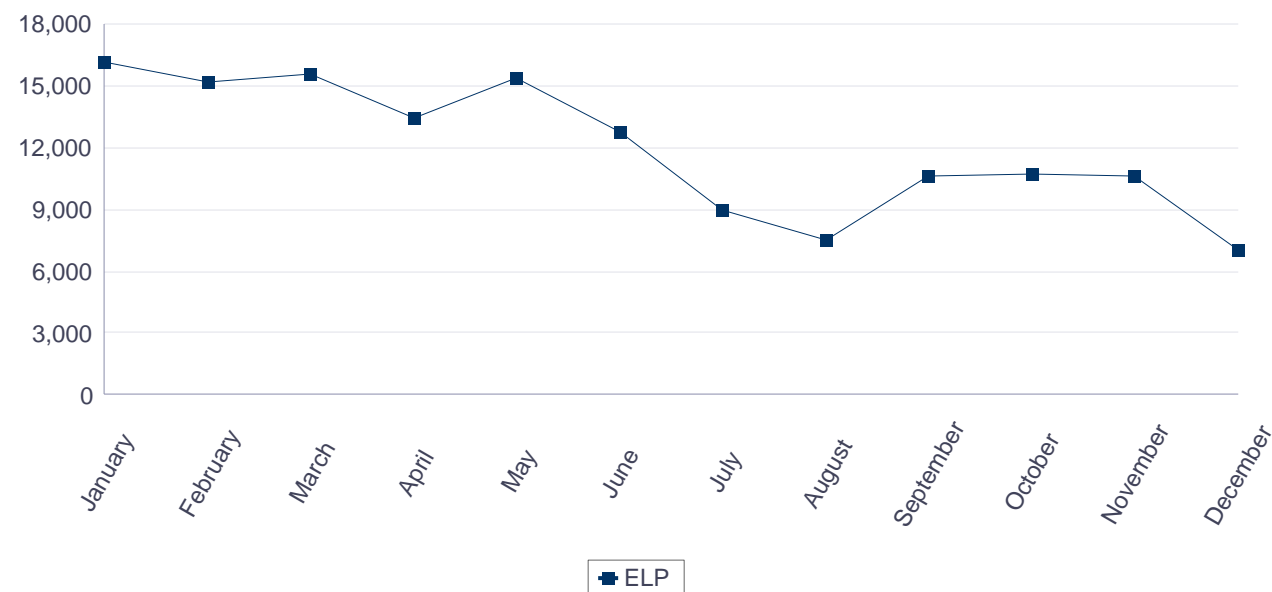
Downloads of Europass CV/ Language Passport examples, instructions and templates (2016)

Months	Total	ECV			ELP		
		Examples	Instructions	Template	Examples	Instructions	Template
January	1,580,969	320,474	379,866	864,462	6,781	3,898	5,488
February	1,560,861	314,627	372,980	858,093	6,102	3,590	5,469
March	1,508,417	303,671	357,048	832,177	5,367	3,340	6,814
April	1,404,009	277,173	325,639	787,783	5,438	3,336	4,640
May	1,401,817	277,800	324,730	783,953	6,148	4,073	5,113
June	1,221,022	236,121	286,691	685,421	5,091	3,105	4,593
July	1,035,739	174,395	201,443	650,972	2,974	2,040	3,915
August	987,941	157,119	163,836	659,475	2,155	1,645	3,711
September	1,443,299	217,062	237,142	978,453	2,805	2,495	5,342
October	1,178,667	260,864	203,235	703,820	2,764	2,449	5,535
November	962,751	224,891	197,858	529,427	3,203	2,235	5,137
December	572,467	167,276	81,157	317,004	2,274	1,306	3,450
Total		2,931,473	3,131,625	8,651,040	51,102	33,512	59,207

Downloads of Europass CV examples, instructions and templates (2016)



Downloads of Europass Language Passport examples, instructions and templates (2016)

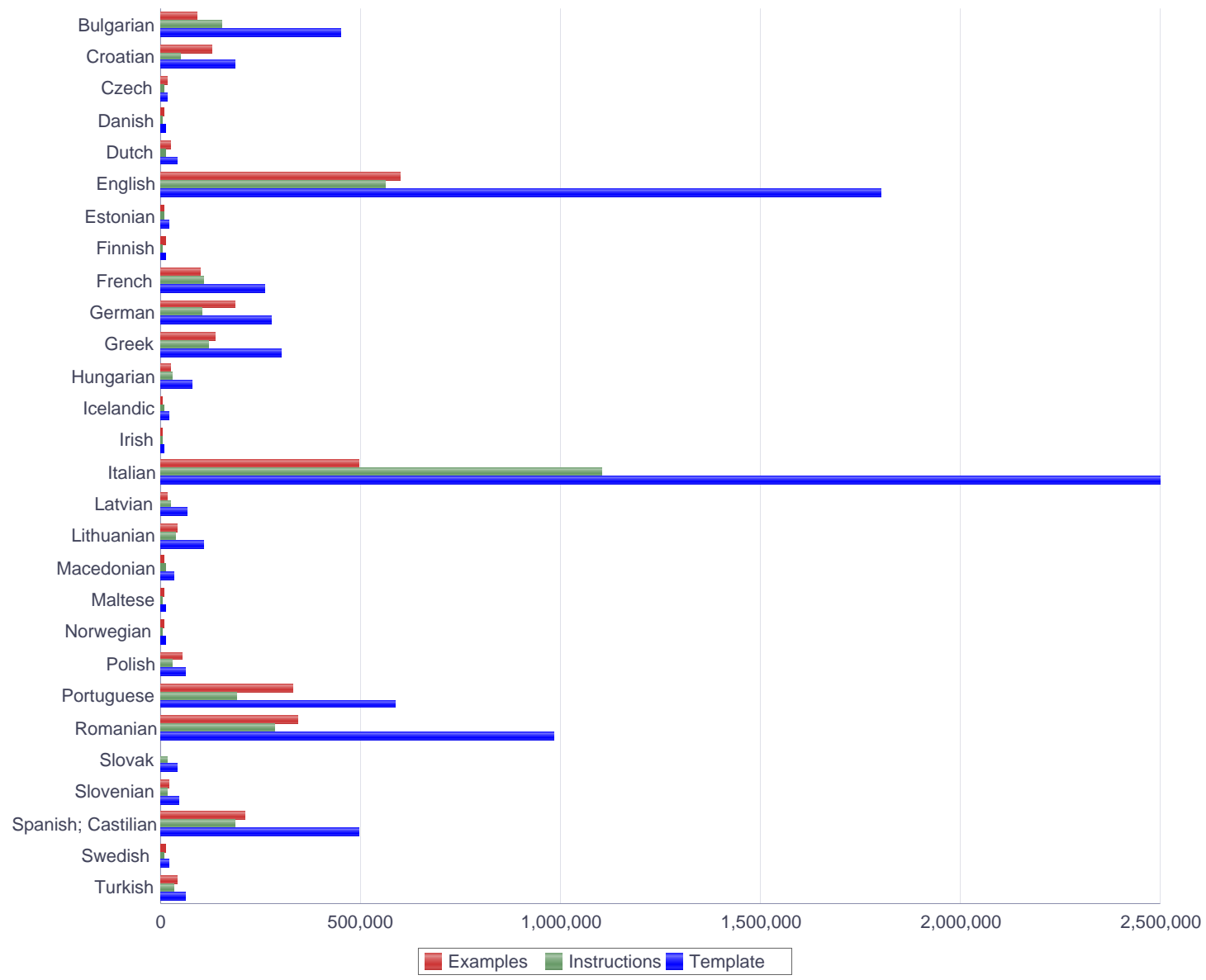


Downloads during 2016
Downloads of Europass CV/ Language Passport documents (2016, by language)

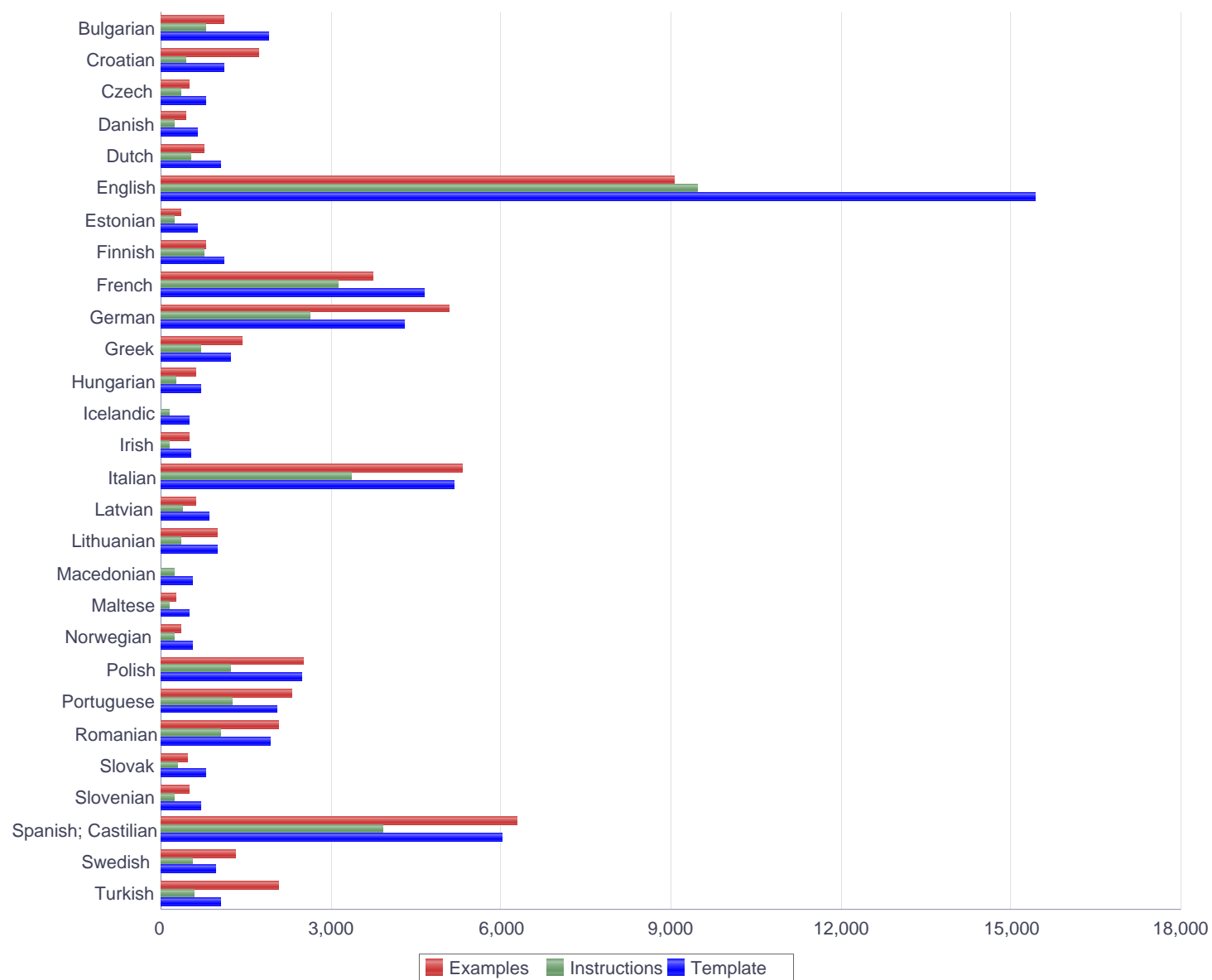
Language	Total	Examples		Instructions		Template	
		ECV	ELP	ECV	ELP	ECV	ELP
Bulgarian	698,429	91,644	1,104	154,530	777	448,481	1,893
Croatian	368,149	128,323	1,710	50,163	426	186,419	1,108
Czech	44,802	16,080	493	8,826	346	18,265	792
Danish	25,968	8,279	441	5,884	231	10,502	631
Dutch	79,240	23,980	758	13,198	528	39,737	1,039
English	2,999,349	599,849	9,049	563,963	9,462	1,801,594	15,432
Estonian	35,302	6,648	341	8,716	221	18,739	637
Finnish	32,759	11,013	800	5,891	754	13,193	1,108
French	481,139	98,420	3,740	109,348	3,129	261,843	4,659
German	577,791	186,983	5,072	102,982	2,632	275,829	4,293
Greek	562,389	135,259	1,438	120,954	690	302,820	1,228
Hungarian	130,892	24,714	618	27,480	272	77,095	713
Icelandic	31,722	4,597	0	7,855	152	18,609	509
Irish	19,058	2,897	502	5,011	154	9,957	537
Italian	4,248,791	494,566	5,318	1,102,453	3,366	2,637,920	5,168
Latvian	110,730	18,260	603	24,560	376	66,074	857
Lithuanian	185,927	39,888	1,001	36,634	340	107,079	985
Macedonian	54,194	8,120	0	12,591	220	32,705	558
Maltese	24,721	8,619	260	4,525	133	10,676	508
Norwegian	27,731	8,666	342	5,776	222	12,162	563
Polish	153,730	53,196	2,503	30,959	1,231	63,358	2,483
Portuguese	1,114,125	332,372	2,303	188,487	1,245	587,676	2,042
Romanian	1,617,380	343,727	2,089	285,390	1,039	983,203	1,932
Slovak	57,634	0	453	14,851	286	41,251	793
Slovenian	83,757	20,074	492	14,923	246	47,311	711
Spanish; Castilian	910,130	212,293	6,278	186,908	3,911	494,713	6,027
Swedish	43,380	12,600	1,310	7,182	544	20,788	956
Turkish	138,740	40,406	2,084	31,585	579	63,041	1,045
Total		2,931,473	51,102	3,131,625	33,512	8,651,040	59,207

Downloads during 2016

Downloads of Europass CV examples, instructions and templates (2016, by language)

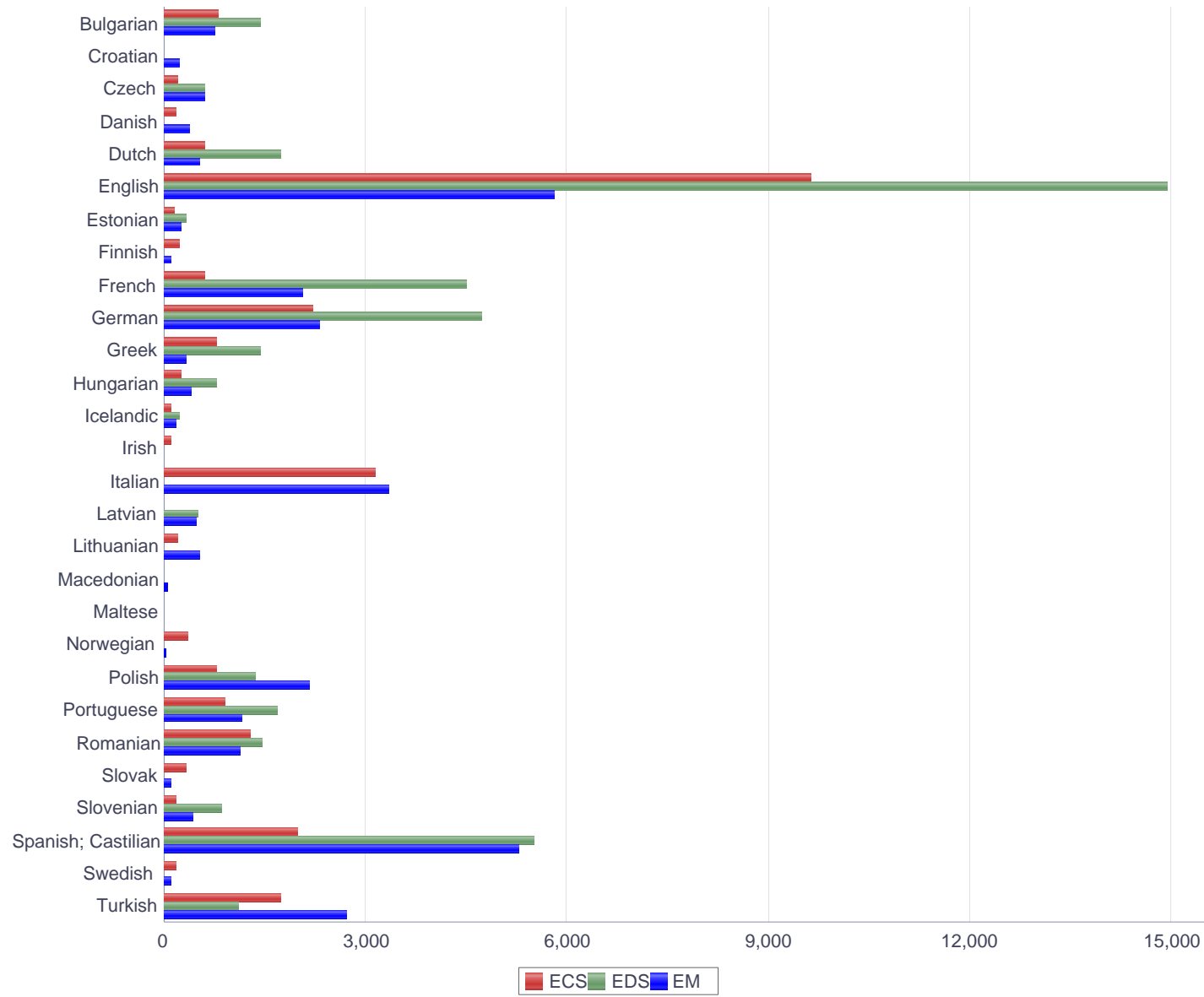


Downloads of Europass Language Passport examples, instructions and templates (2016, by language)



Downloads during 2016

Downloads of examples (Europass Mobility, Certificate Supplement, Diploma Supplement) for 2016, by language



Language	ECS	EDS	EM	Total
Bulgarian	805	1,425	749	2,979
Croatian	0	0	226	226
Czech	191	604	608	1,403
Danish	179	0	389	568
Dutch	595	1,730	521	2,846
English	9,635	14,946	5,804	30,385
Estonian	143	326	243	712
Finnish	220	0	102	322
French	599	4,503	2,068	7,170
German	2,213	4,741	2,311	9,265
Greek	788	1,424	319	2,531
Hungarian	257	771	391	1,419
Icelandic	95	228	181	504
Irish	100	0	0	100
Italian	3,153	0	3,341	6,494
Latvian	0	493	482	975
Lithuanian	204	0	540	744
Macedonian	0	0	46	46
Maltese	0	0	0	0
Norwegian	349	0	26	375
Polish	777	1,366	2,170	4,313
Portuguese	904	1,691	1,154	3,749
Romanian	1,285	1,457	1,142	3,884
Slovak	329	0	103	432
Slovenian	188	851	439	1,478
Spanish; Castilian	1,986	5,510	5,285	12,781
Swedish	186	0	105	291
Turkish	1,737	1,114	2,715	5,566
Total	26,918	43,180	31,460	101,558